COUNTY OF LOS ANGELES
POLICY ROUNDTABLE FOR CHILD CARE AND DEVELOPMENT
POLICY • PLANNING • PRACTICE

JANUARY 10, 2018 ♦ 10:00 a.m. to Noon
Kenneth Hahn Hall of Administration ♦ Conference Room 743
500 W. Temple Street ♦ Los Angeles, California 90012

AGENDA

Welcome and Introductions		
10:00	1. Comments from the Chair	Terry Ogawa
10:10	2. Approval of Minutes – December 13, 2017 **Action Item**	Terry Ogawa
Strategic Priority Work		
10:15	3. Follow-up on Old Business a) Strategic Planning Progress i. Strategic Planning Consultant	 Terry Ogawa/ Jackie Majors
10:30	4. Workgroup Reports a) Subsidy Child Care System – CalWORKS Stage 1 b) Los Angeles County's Prevention Plan – Improving Access to ECE Programs	 Jackie Majors Jacquelyn McCroskey
10:45	5. Priority Work Updates (brief to allow all updates) a) Board of Supervisor Designees i. Comments ii. Proposed Board Communication Document b) Roundtable Members i. Office for the Advancement of Early Care and Education	 Karla Pleitéz Howell Harvey Kawasaki
Public Policy		
11:15	6. Updates a) Presentation: Portrait of Los Angeles County b) Questions to the Gubernatorial Candidates' Forum – Empowerment Congress c) State Legislative Updates – Second Session of 2017-18 d) Governor's Budget Proposal for Fiscal Year 2018-19 e) Federal Legislation and Spending Priorities – Child Care and Development	 Cheryl Wold Sharoni Little Dean Tagawa/ Michele Sartell
Wrap-up		
11:30	7. Announcements & Public Comments	Meeting Participants
11:50	8. Meeting in Review & Call to Adjourn	Terry Ogawa

Pending Priority Items:
- Status on Strategic Plan Development
- Exploring Early Childhood Mental Health Consultation – Kalene Gilbert
- Measure H – Homeless Initiative – Child Care - Cristina Alvarado
- Workgroup collaboration with Child Care Planning Committee
- Updates on the Emergency Child Care Bridge Program for Foster Children

Next Meeting: Wednesday, February 14, 2018, 10:00 a.m. to Noon

Mission Statement: The Los Angeles County Policy Roundtable for Child Care and Development builds and strengthens early care and education by providing recommendations to the Board of Supervisors on policy, systems and infrastructure improvement.

This page intentionally blank

COUNTY OF LOS ANGELES
POLICY ROUNDTABLE FOR CHILD CARE AND DEVELOPMENT
POLICY • PLANNING • PRACTICE

Meeting Minutes for December 13, 2017

Welcome and Introductions

1. Call to Order and Comments by the Chair

Chair Terry Ogawa opened the meeting of the Policy Roundtable for Child Care and Development (Roundtable) at approximately 10:10 a.m. with self-introductions.

2. Approval of November 8, 2017 Minutes

Upon a motion by Ms. Maria Calix and second by Dr. Dawn Kurtz, the minutes for November 8, 2017 were approved. Ms. Jackie Majors, Dr. Robert Gilchick and Ms. Terri Nishimura abstained.

Strategic Priority Work

3. Follow-up on Old Business

a. Strategic Planning Progress - Overview of Workgroup Screener

Chair Ogawa reminded the Board of Supervisors' appointees that there will be a separate meeting held with them prior to the next Roundtable meeting on January 10, 2018. Vice Chair Jackie Majors provided an overview of the new sign-in sheet, which was developed to help everyone have a better understanding of their roles and their respective organizations' representation at the Roundtable.

4. Workgroup Reports

a. Subsidized Child Care System – CalWORKs Stage 1 Child Care (Stage 1 Workgroup)

Vice Chair Majors mentioned that the screener for this workgroup will be presented to the Roundtable in January to solicit the interest of experts who would like to join.

b. Los Angeles County's Prevention Plan – Improving Access to Early Care and Education Programs (Prevention Workgroup)

Dr. Jacquelyn McCroskey reminded members that the workgroup is holding its first meeting later on the same day. The goal of this meeting is to narrow down the specific objectives that the group will focus on, such as family and parent engagement, the implementation of the new statewide Emergency Child Care Bridge Fund for Children in Foster Care Program, and mapping of resources for early care and education.

5. Priority Work Updates

a. Board of Supervisor Designees

Ms. Terri Nishimura announced the appointment of Maral Karracussian as the new Children's Deputy for the 4th Supervisorial District.

b. Roundtable Members

i. Exploring Early Childhood Mental Health Consultation

Ms. Kalene Gilbert provided an update on the proposal for piloting early childhood mental health consultation with early care and education programs using Mental Health Services Act/Prevention and Early Intervention funding administered by the County's Department of Mental Health. Collaborations with community stakeholders are underway to identify program outcomes and the criteria for providers to participate in the pilot. Ms. Aden Michael elaborated that the inputs from the Roundtable and the State of California have been very helpful in making progress with this project. Mr. Richard Cohen praised the efforts and accomplishment of this program.

ii. First 5 LA Policy Agenda Updates

Ms. Becca Patton of First 5 LA introduced and provided an overview of the organization's first Policy Agenda, which includes the following four main goals: strengthening systems and services that promote the well-being of families; promoting parent and communities as critical voices in policy and systems change; expanding access to affordable, quality early care and education for all children in Los Angeles County; and improving systems to support the optimal development of all children through the earliest screening, interventions, and connections to family-centered services. Ms. Patton elaborated that access to affordable and quality early care and education is expected to be achieved by increasing public investments, embedding quality standards, and increasing the workforce's compensation and professional development. Concerns were raised regarding equitably supporting disadvantaged centers, and how increasing compensations would be achievable in a reasonable time period. Ms. Patton answered additional questions around the other three goals.

Chair Ogawa and Vice Chair Majors both commented on the importance of ensuring that there is strategic alignment between the priorities of the Roundtable and other key leaders in the County. Peter Barth of First 5 LA noted the organization's commitment to strategically align its collaborative advocacy efforts with that of the County and the State. He also commented on the importance of illustrating the advocacy priorities through the voices of parents and families.

iii. Child Care Planning Committee and Roundtable Workgroups Collaboration

Ms. Nellie Ríos-Para, Chair of the Child Care Planning Committee, provided a brief update on the work of the Planning Committee. She noted that the three standing work groups – access/inclusion, quality and workforce – have reconvened and are identifying their work priorities for the coming year, which also will inform the strategic planning efforts that will occur sometime after the first of the year. The two Roundtable work groups were announced at the December meeting with the summary of the Prevention Work Group distributed to gather interest.

iv. Measure H – Homeless Initiative – Child Care

Ms. Cristina Alvarado of the Child Care Alliance of Los Angeles provided a brief update on the status of the work group convened to explore connecting families experiencing homelessness with early care and education. More work is needed to identify and overcome barriers for children and families attempting to access services. Among the barriers are the time limits associated with families' access to child care when seeking housing compared to the reality of actually securing it. Work is underway to determine whether and how CalWORKs Stage 1 Child Care can meet the needs of the families. Ms. Alvarado mentioned other issues that are on the list for attention, such as the lack of continuous eligibility now available to families accessing California Department of Education-contracted subsidy programs, the entryway for linkages to help families' access services, and the requirements for welfare to work participation.

There was some discussion on wanting to know more about the population of families experiencing homelessness, qualitatively as well as quantitatively. The Los Angeles Homeless Services Authority (LAHSA) may be able to provide a count. A member suggested exploring with the California Department of Social Services (CDSS) an option to exceed license capacity to serve the families in order to offer safe, nurturing places for children. In addition, family child care homes could be a viable option as often they can enroll children rather quickly. Bottom line is that there are not enough subsidized early care and education options. A couple of thoughts were offered in closing. Efforts need to focus on developing options to test with trauma informed approaches.

Public Policy

i. Parameters for Weighing in on Shaping Gubernatorial Candidates' Positions on Early Care and Education

Ms. Michele Sartell relayed her correspondence with Mr. Stephen Sotomayor, staff with the Chief Executive Office's Legislative Affairs and Intergovernmental Relations Branch, with regards to parameters for weighing in on shaping the gubernatorial candidates positions on early care and education. In short, the County cannot weigh in on political campaigns due to potential perceptions of bias. Co-sponsoring an event featuring candidates is problematic as well for the same reason. However, factual information and data may be provided upon request based on additional protocols that would involve consulting with Mr. Sotomayor's office. Clarification was offered by Dr. Sharoni Little regarding the Empowerment Congress event scheduled for January 2018. She is seeking proposed questions on early care and education to ask candidates scheduled to attend the event. Chair and Vice Chair Ogawa and Majors respectively volunteered to work with Ms. Sartell in formulating two to three questions for submission to Dr. Little in preparation of the event.

ii. California Blue Ribbon Commission on Early Childhood Education

Dr. McCroskey provided a brief update on the work of the commission, which has been meeting quarterly. No documents have been produced to date, however there has been lots of discussion. The meeting on November 17th featured a panel of speakers presenting on the topic, *Sustaining an Early Learning Workforce.* Four sub-committees by issue area have been identified to dig deeper as follows: Financing and Economic Impact of ECE, chaired by Sonia Campos Rivera; Expanding Access to Early Learning Programs, chaired by Dr. Michael Olenick; Workforce Retention and Development, chaired by Celia Ayala; and Engaging and Meeting the Needs of Families, chaired by Dr. McCroskey. All of the work groups will be looking at how to add value without duplication and are interested in giving access to more voices.

Comments and questions were offered by the meeting participants. While the CDSS is represented in the conversations, the focus is not specifically on licensing issues. Another comment asked whether the commission is looking at other states for funding models; San Francisco model is of interest.

iii. ECE Roundtable Convened by Speaker Rendon and Assembly Member Thurmond

Ms. Sartell relayed that First 5 LA hosted a small gathering of early care and education stakeholders representing the Child Care Resource and Referral Agencies, Alternative Payment Programs and operators of center-based programs and Family Child Care Home Education Networks serving families eligible for state subsidized services to engage in a conversation with Speaker Anthony Rendon and Assembly Member Tony Thurmond. Kim Patillo Bronson of First 5 LA kicked off the conversation, sharing her thinking about the revenue side and opportunities for diverting tax revenue resulting from cannabis legalization. Each of the meeting participants shared the challenges they face in serving families, touching upon the current reimbursement systems and rates and the shortage of qualified early educators.

Vice Chair Majors reported that Speaker Rendon invited Assembly Member Thurmond to share his story with a small group of early care and education representatives and learn from them the most prevailing issues faced by the children and families of Los Angeles County and the programs that serve them. Assembly Member Thurmond provided context from his early years that included a connection to foster care and early care and education, shaping his interest in public service. He also expressed his desire to understand the issues as a candidate for the Superintendent of Public Instruction thinking about the fundamental connections between early care and education and K-12. Assembly Member Thurmond added that he is well aware of the workforce shortage, noting the importance of a quality workforce that is fairly compensated.

Wrap Up

6. Announcements and Public Comments

- Empowerment Congress and Supervisor Mark Ridley-Thomas present "Empowering California – a Local Perspective – 26th Annual Empowerment Congress Summit and Gubernatorial Town Hall" on Saturday, January 13, 2018 at the University of California Board Auditorium. The event is free, however registration is required. More information and the link to register are available at http://empowermentcongress.org/.

- The Infant Development Association (IDA) of Southern California is hosting an "Annual Update on California Early Start and Early Care and Education Services" on Monday, January 22, 2018. For more information and to register, visit http://www.idaofcal.org/events-southern-california-chapter.

- The Los Angeles County Department of Public Health is working on a brief on educational and social determinants that impact the health status of children to be released in 2018. The brief will reflect interviews with a diverse group of stakeholders representing early education, education and health.

- Crystal Stairs, Inc. will present its third annual parent empowerment day on Saturday, April 28, 2018 at Compton College. For more information, visit http://www.crystalstairs.org/. The aim of the day is to build a movement of parents – stronger parents means better outcomes for children. In addition, Crystal Stairs intends to connect families with services at the event. Organizations with ideas for resources to help families on the day of the event should contract Patrick MacFarlane by e-mail at pmacfarlane@crystalstairs.org or by telephone at (323) 421-2611.

7. Meeting in Review

a. Action Items

Item Description	Lead
Collecting questions for the Gubernatorial Candidates' Forum – Empowerment Congress	Sharoni Little

b. Follow up Items

Item Description	Lead	Pending
Board Communication Document	Karla Pleitéz Howell	Initial Draft
Convene Workgroup on Subsidized Child Care System – CalWORKs Stage 1 Child Care	Jackie Majors	Presentation of Screener
CCPC to reach out to its members seeking volunteers to join the workgroups currently formed by the Roundtable	Nellie Ríos-Parra	Prevention Workgroup Screener
Measure H – Homeless Initiative: Board of Supervisor's Child Care Motion	Cristina Alvarado	Updates
Early Childhood Mental Health Consultation	Kalene Gilbert	Updates
Child Care Alliance of Los Angeles to present the updates on the Emergency Child Care Bridge Program for Foster Children	Ellen Cervantes	March 2018
The Prevention Workgroup to provide an outline of its progress and anticipated stages of work, deliverables, outcomes, etc.	Jacquelyn McCroskey	June 2018

8. Call to Adjourn

The meeting was adjourned at 12:01 p.m.

Members Attending:
Boris Villacorta, First Supervisorial District
Dawn Kurtz, Child360
Dean Tagawa, Los Angeles Unified School District Early Childhood Education Division
Fran Chasen, Southern California Association for the Education of Young Children
Jackie Majors, Child Care Alliance of Los Angeles
Jacquelyn McCroskey, Commission for Children and Families
Jennifer Hottenroth, Department of Children and Family Services
Kalene Gilbert, Department of Mental Health
Katie Fallin Kenyon, First 5 LA
Maria Calix, Second Supervisorial District
Nellie Ríos-Parra, Child Care Planning Committee
Richard Cohen, Third Supervisorial District
Robert Gilchick, Department of Public Health
Sharoni Little, Supervisorial District

Terri Nishimura, Fourth Supervisorial District
Terry Ogawa, Third Supervisorial District

Alternate Members Attending:
Aden Michael for Kalene Gilbert, Department of Mental Health
Colleen Pagter for Dean Tagawa, Los Angeles Unified School District
Debi Anderson, Los Angeles County Office of Education
Ellen Cervantes for Jackie Majors, Child Care Alliance of Los Angeles
Kasey Dizon for Faith Parducho, Department of Parks and Recreation

Guests Attending:

Aracely Estrada, Department of Public Social Services
Ariana Oliva, Child360
Becca Patton, First 5 LA
Cristina Alvarado, Child Care Alliance of Los Angeles
Elise Weinberg, Alliance for Children's Rights
Elsa Jacobsen, Child360
Peter Barth, First 5 LA
Maria Romero, Department of Children and Family Services
Susan Savage, Child Care Resource Center
Tran Ly, Department of Children and Family Services

Staff:
Gevik Shahverdian
Michele Sartell

COUNTY OF LOS ANGELES
POLICY ROUNDTABLE FOR CHILD CARE AND DEVELOPMENT
POLICY • PLANNING • PRACTICE

January 10, 2018

Work Group (Proposed)

Increase Access to Subsidized Child Care

Introduction/Background

On March 8, 2017, Department of Public Social Services (DPSS) representatives presented challenges related to inconsistent child care funding streams. This conversation, crossing over several meetings, gave light to the varied issues of access to subsidized child care and the impact that the lack of access has on children and families, county-wide, in need of child care solutions. Of particular concern, is the issue of child care access for special populations; including families experiencing homelessness and children in foster care.

As a result, a work group was recommended to take a deeper dive into the issues hindering access to subsidized child care. Additionally, it was suggested that this work group include content area experts from DPSS, AP agencies, and members of the PRCCD and CCPC.

Screening Questions

1. *Does the issue have a critical impact on access, quality and workforce as it relates to young children and their families*?

   Yes – as described above.

2. *What is the anticipated time commitment*?

   The specific time commitment will be determined after the initial meeting to discuss priorities, process and outcomes.

3. *What is the expected outcome of this work group*?

   This work group will:
   1) identify key obstacles to access subsidized child care,
   2) determine the access issue with the highest priority, and
   3) frame policy recommendations that would increase access.

Proposed

This page intentionally blank

MEASUREOFAMERICA
of the Social Science Research Council

A PORTRAIT OF LOS ANGELES COUNTY

LOS ANGELES COUNTY HUMAN DEVELOPMENT REPORT 2017–2018

Presentation to the LA County Policy Roundtable
For Child Care and Development
by Cheryl Wold, MPH

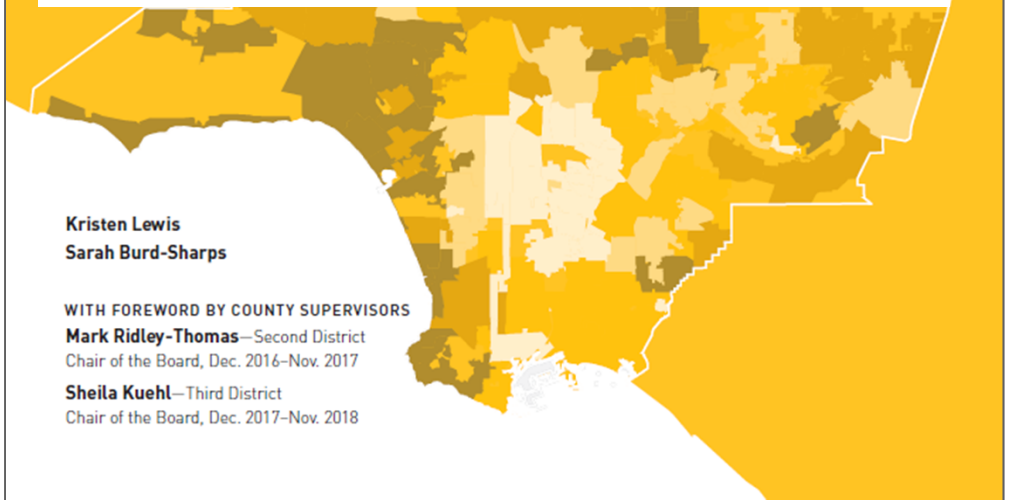

Kristen Lewis
Sarah Burd-Sharps

WITH FOREWORD BY COUNTY SUPERVISORS
Mark Ridley-Thomas—Second District
Chair of the Board, Dec. 2016–Nov. 2017
Sheila Kuehl—Third District
Chair of the Board, Dec. 2017–Nov. 2018

IN PARTNERSHIP WITH:

SOUTHERN CALIFORNIA GRANTMAKERS

CONSORTIUM OF FUNDERS:

BCM Foundation

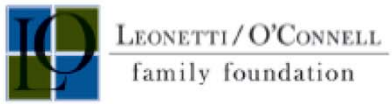

THE
RALPH M. PARSONS
FOUNDATION

Quality and Productivity
Commission

HOW IS HUMAN DEVELOPMENT MEASURED?

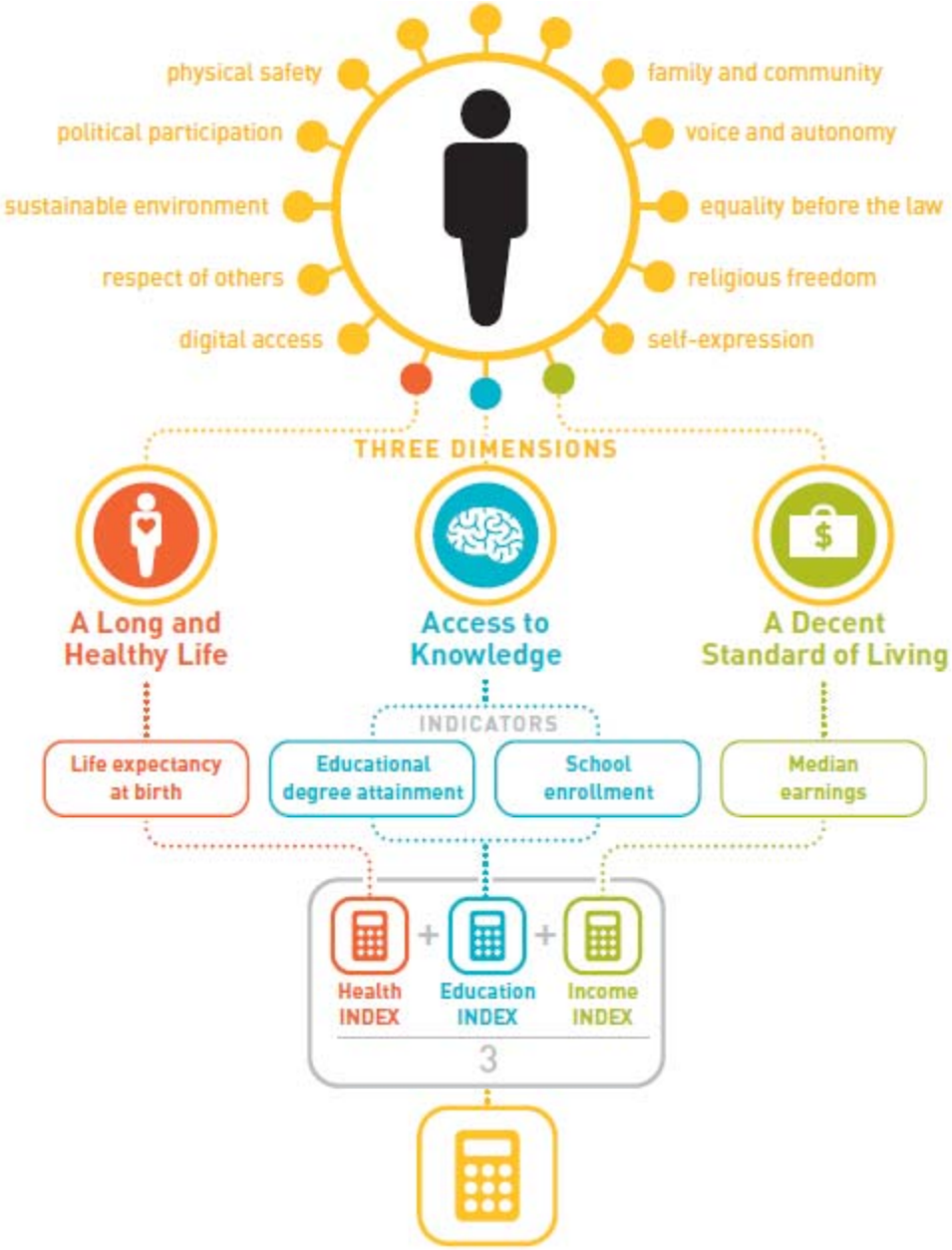

AMERICAN HUMAN DEVELOPMENT INDEX

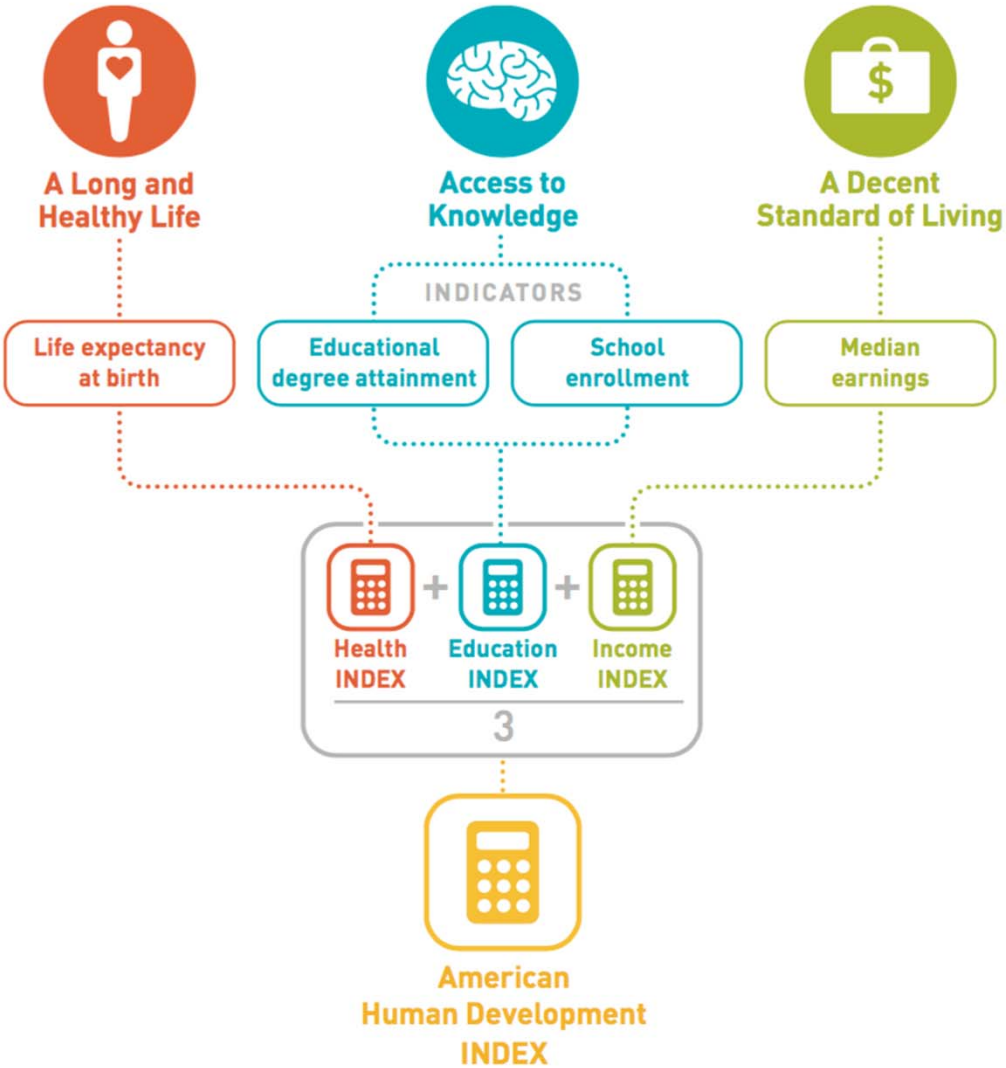

THE FIVE LA COUNTIES

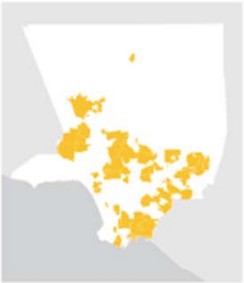
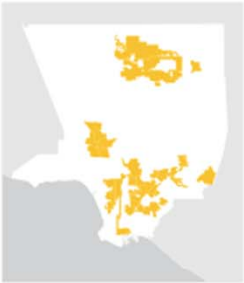

	Glittering LA	Elite Enclave LA	Main Street LA	Struggling LA	Precarious LA
HD Index	9 and above	7 to 8.99	5 to 6.99	3 to 4.99	below 3
Life Expectancy (years)	86.4	83.9	82.9	81.5	78.7
Less than High School (%)*	2.3	5.4	14.9	30.8	51.8
At least Bachelor's Degree (%)*	69.9	58.3	35.5	19.6	4.7
Graduate/Professional Degree (%)*	31.5	24.0	12.6	5.4	0.7
School Enrollment (%)	91.7	84.7	82.6	77.1	73.4
Median Earnings (2015 $)	$52,687 and up	48,347	35,773	25,469	19,060

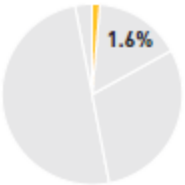

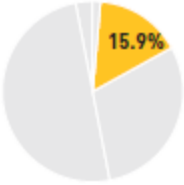

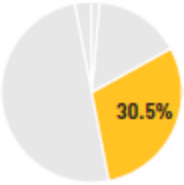

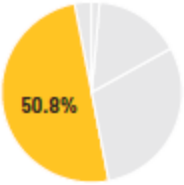

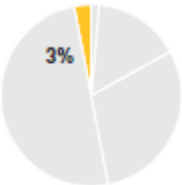

HUMAN DEVELOPMENT IN LA COUNTY

BY CITIES AND UNINCORPORATED AREAS



	HD INDEX
United States	5.17
California	5.54
Los Angeles County	5.43

A **wider range** in well-being **within LA** than across US congressional districts

TOP TWENTY

1	San Marino	9.43
2	Manhattan Beach	9.34
3	Palos Verdes Estates	9.30
4	Rancho Palos Verdes	9.12
5	Malibu	9.07
6	La Cañada Flintridge	9.03
7	Hermosa Beach	9.01
8	Stevenson Ranch	8.75
9	Beverly Hills	8.70
10	South Pasadena	8.27
11	Calabasas	8.24
12	Sierra Madre	8.24
13	Redondo Beach	7.99
14	View Park-Windsor Hills	7.88
15	Santa Monica	7.83
16	Castaic	7.81
17	Cerritos	7.61
18	La Crescenta-Montrose	7.58
19	Culver City	7.56
20	Agoura Hills	7.53

WENTY

	Pomona City	4.13
88	Commerce	3.96
89	South Gate	3.93
90	Bell	3.90
91	Lake Los Angeles	3.89
92	Hawaiian Gardens	3.83
93	Paramount	3.71
94	Sun Village	3.66
95	South San Jose Hills	3.58
96	Lynwood	3.52
97	East Los Angeles	3.28
98	Compton	3.19
99	Bell Gardens	3.16
100	Maywood	3.11
101	Huntington Park	3.11
102	Cudahy	2.84
103	Westmont	2.83
104	Lennox	2.63
105	East Rancho Dominguez	2.59
106	Florence-Graham	2.44

HUMAN DEVELOPMENT IN LA COUNTY

BY GENDER AND RACE AND ETHNICITY

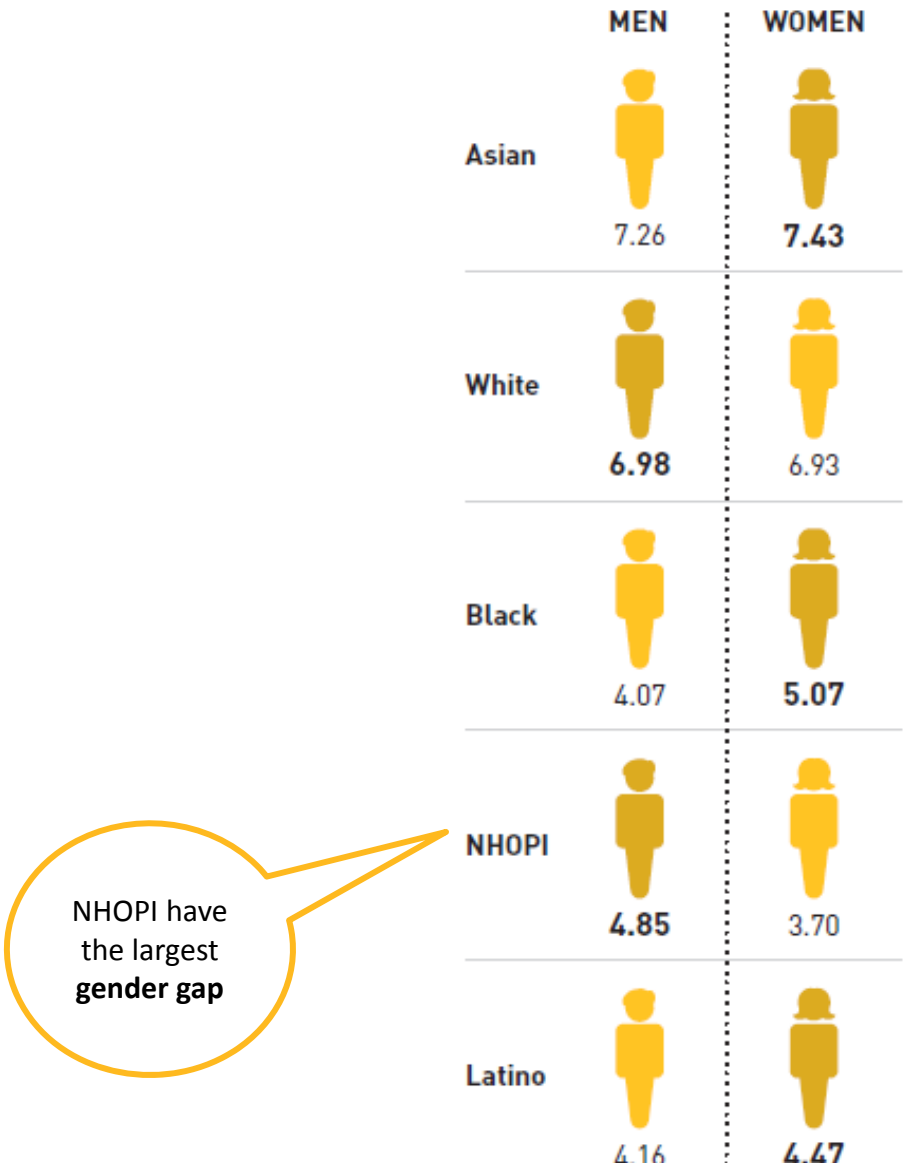

MEASUREOFAMERICA
A Project of the Social Science Research Council

A LONG AND HEALTHY LIFE

LA COUNTY IS A HEALTHY PLACE!

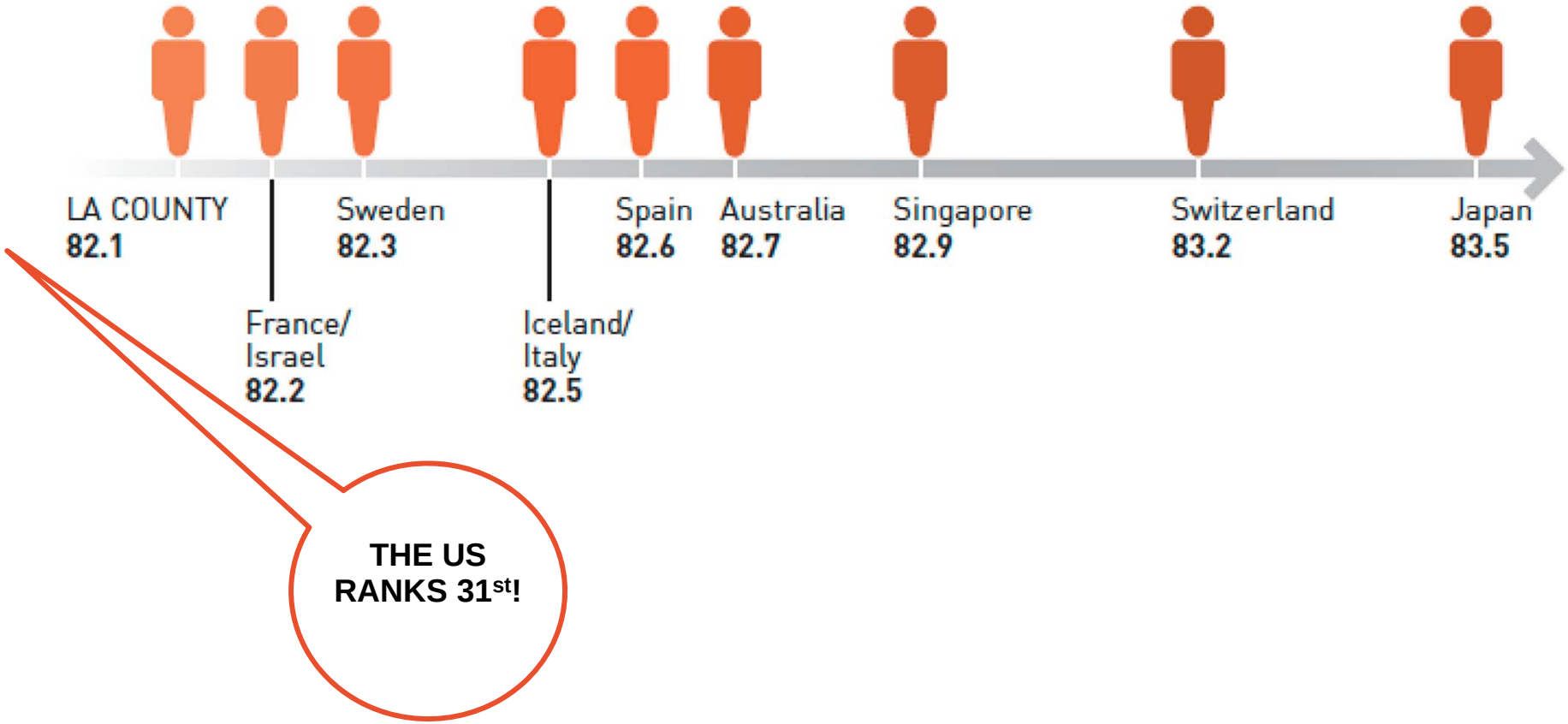

LIFE EXPECTANCY IN LA COUNTY

BY RACE AND ETHNICITY

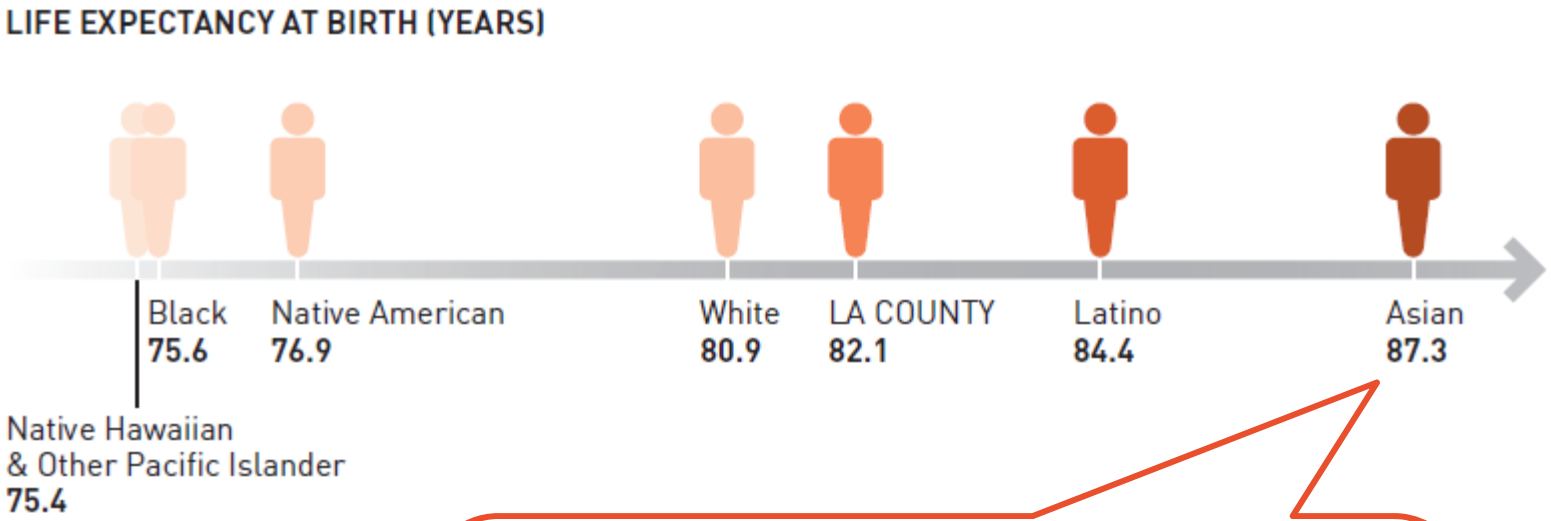

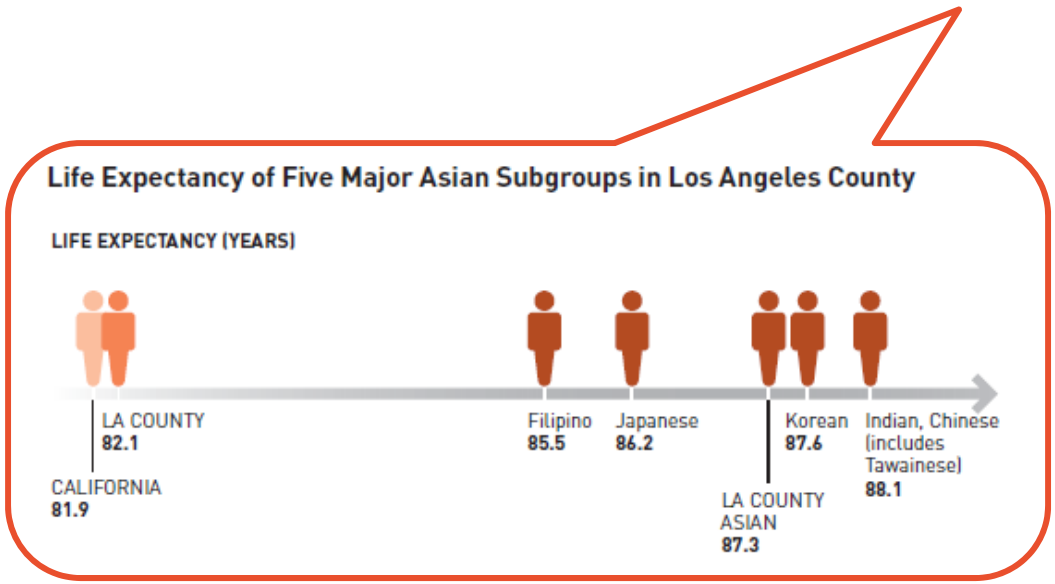

Yet there is a gap of nearly **a dozen years** among the major racial/ethnic groups.

MEASUREOFAMERICA
A Project of the Social Science Research Council

ACCESS TO KNOWLEDGE

EDUCATION INDEX

BY RACE AND ETHNICITY AND GENDER

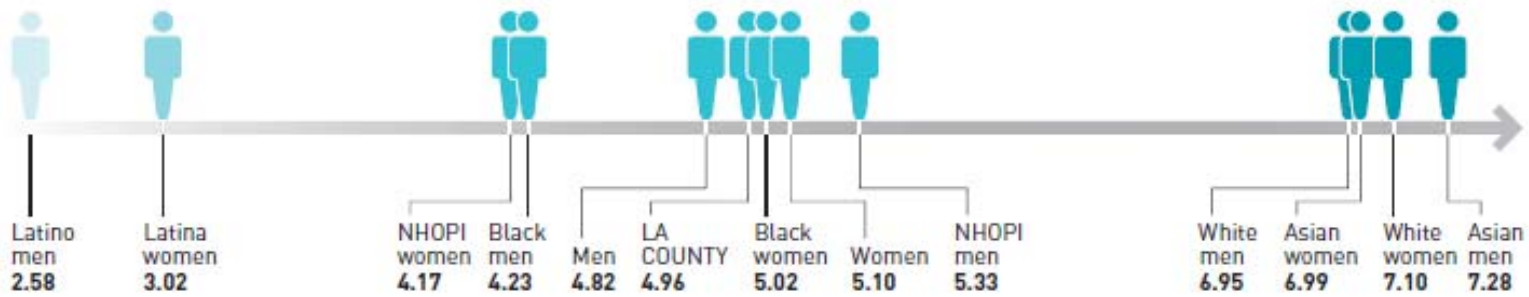

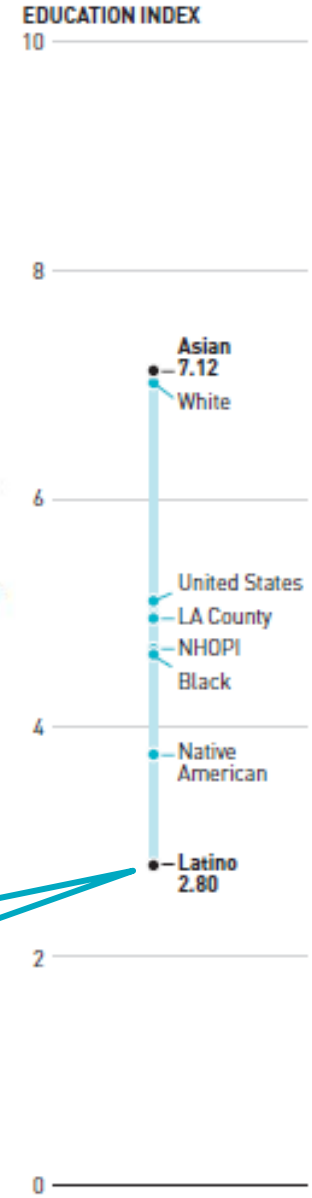

LA County's Education Index score is **lower than that of the US**, 5.17

Over 40% of Latino adults lack a **high school diploma**.

EDUCATIONAL DISPARITIES

FOR CITIES AND UNINCORPORATED AREAS

Highest Education Index Scores

	HD INDEX	EDUCATION INDEX	Less than high school	High school diploma	Bachelor's degree	Graduate degree	School Enrollment
Westwood	6.36	9.95	3.1%	24.4%	35.3%	37.1%	94.4%
Palos Verdes Estates	9.30	9.79	1.4	23.5	40.3	34.8	92.8
San Marino	9.43	9.72	5.5	23.4	33.6	37.5	92.1
Bel Air-Beverly Crest	9.51	9.69	2.3	24.9	34.5	38.4	91.7
Rancho Palos Verdes	9.12	9.65	2.4	32.7	33.8	31.1	94.3

Lowest Education Index Scores

	HD INDEX	EDUCATION INDEX	Less than high school	High school diploma	Bachelor's degree	Graduate degree	School Enrollment
Florence-Graham	2.44	1.24	58.5%		37.0%	3.5	73.0%
Southeast Los Angeles	2.26	1.42	55.3		40.2	3.6	74.8
Maywood	3.11	1.45	58.8		36.4	4.1	75.2
Bell Gardens	3.16	1.58	55.7		38.9	4.3	76.3
Huntington Park	3.11	1.61	58.6		35.6	4.6	76.9

EDUCATION INDEX

BY LATINO SUBGROUP

Latinos face the greatest challenges in the education arena.

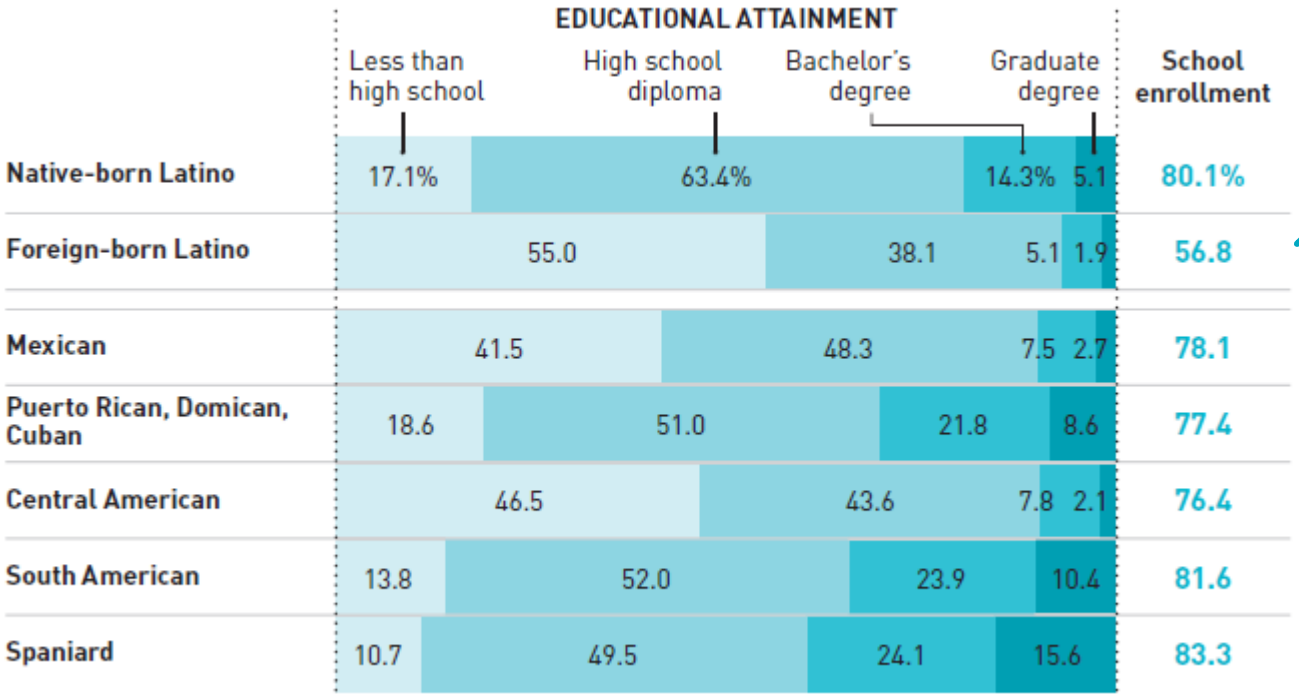

The **low school enrollment** of foreign-born Latino children is concerning.

Educational Index by Supervisorial District

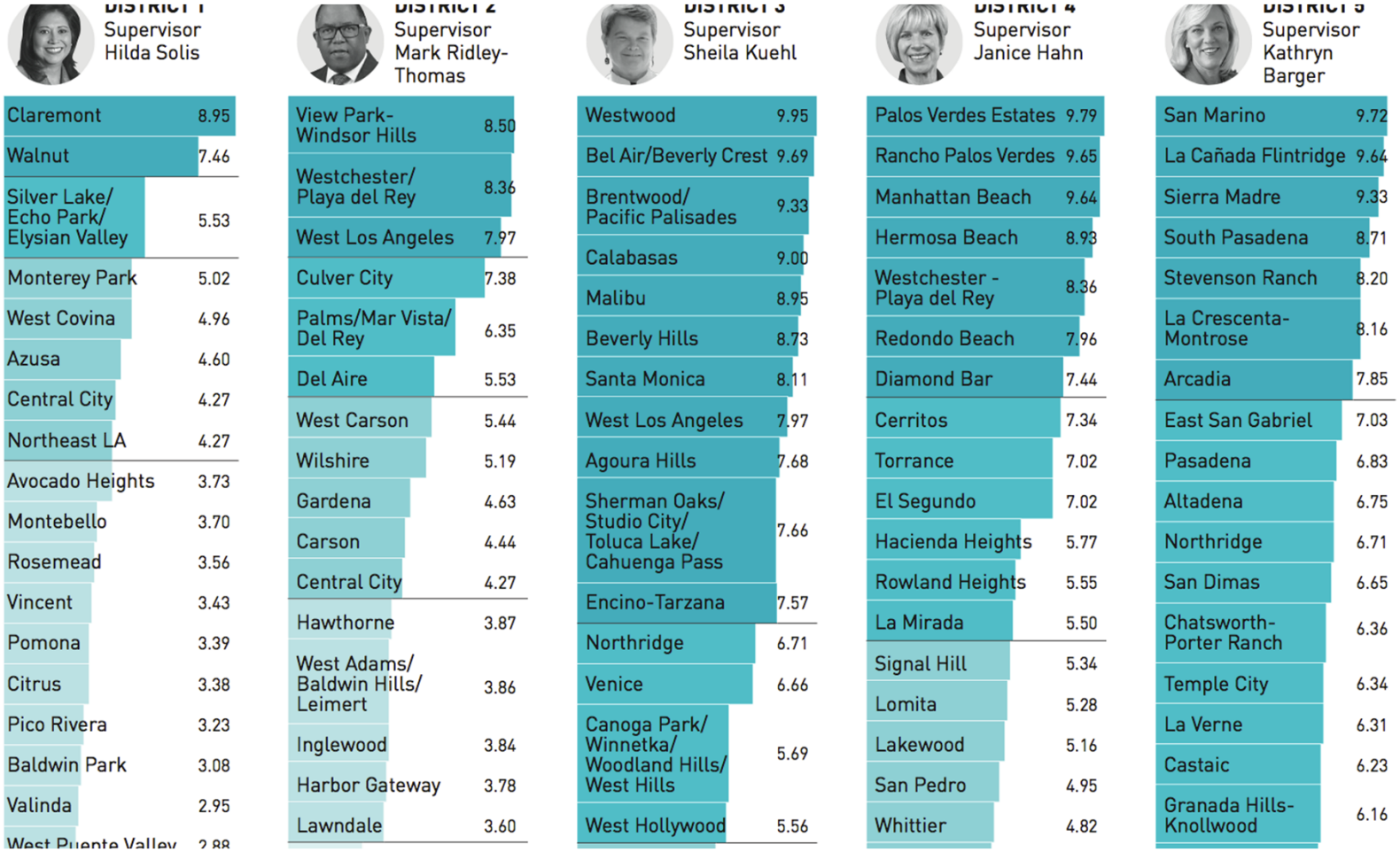

10/20/14

YOUTH DISCONNECTION

BY NEIGHBORHOOD CLUSTER

	DISCONNECTED YOUTH		HD INDEX
	Percent	Number	
LA County	**11.8**	**153,457**	**5.43**
LA: West Central/Westwood, West Los Angeles	3.9	1,563	7.08
Glendora, Claremont, San Dimas, La Verne	6.9	1,630	6.41
Arcadia, San Gabriel, Temple City	7.1	1,423	6.62
Santa Clarita	7.6	1,831	6.69
LA: Northwest/Chatsworth, Porter Ranch	7.6	1,927	6.55
Compton, West Rancho Dominguez	19.8	5,271	3.26
Long Beach (North)	20.2	4,131	4.52
Lancaster	21.1	4,547	4.58
/Central City, Boyle Heights	21.4	5,151	3.75
LA: South Central/Watts	23.0	6,118	2.37

Over **one in five** are disonnected

MEASUREOFAMERICA
A Project of the Social Science Research Council

DECENT STANDARD OF LIVING

MEDIAN PERSONAL EARNINGS

FOR CITIES, UNINCORPORATED AREAS & COMMUNITY PLAN AREAS

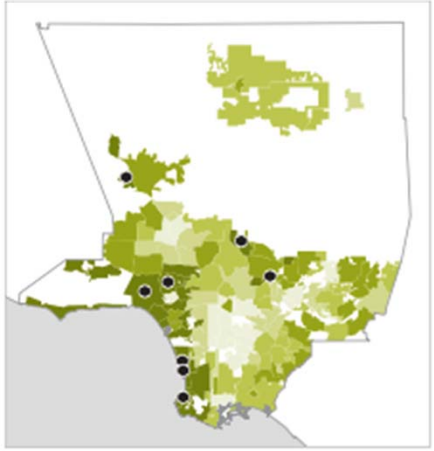

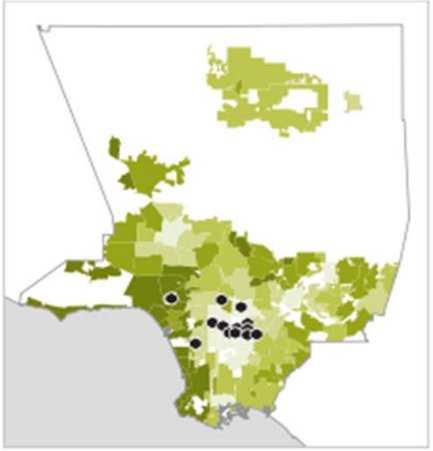

EARNINGS ABOVE $60,000

Palos Verdes Estates	$82,813
Manhattan Beach	$82,340
San Marino	$77,948
Hermosa Beach	$70,730
La Cañada Flintridge	$67,500
Bel Air - Beverly Crest	$66,113
Brentwood-Pacific Palisades	$65,982
Stevenson Ranch	$63,247

COUNTY MEDIAN

All residents of LA County	$30,654

EARNINGS BELOW $20,000

Maywood	$19,651
Walnut Park	$19,368
Cudahy	$19,234
Bell	$19,207
Lennox	$19,155
Bell Gardens	$19,065
Boyle Heights	$18,739
Huntington Park	$18,496
Florence-Graham	$18,405
South Los Angeles	$17,988
Westlake	$17,026
Southeast Los Angeles	$16,921
Westwood	$16,044

Source: US Census Bureau ACS, 2011–2015.

MEDIAN PERSONAL EARNINGS

BY RACE AND ETHNICITY

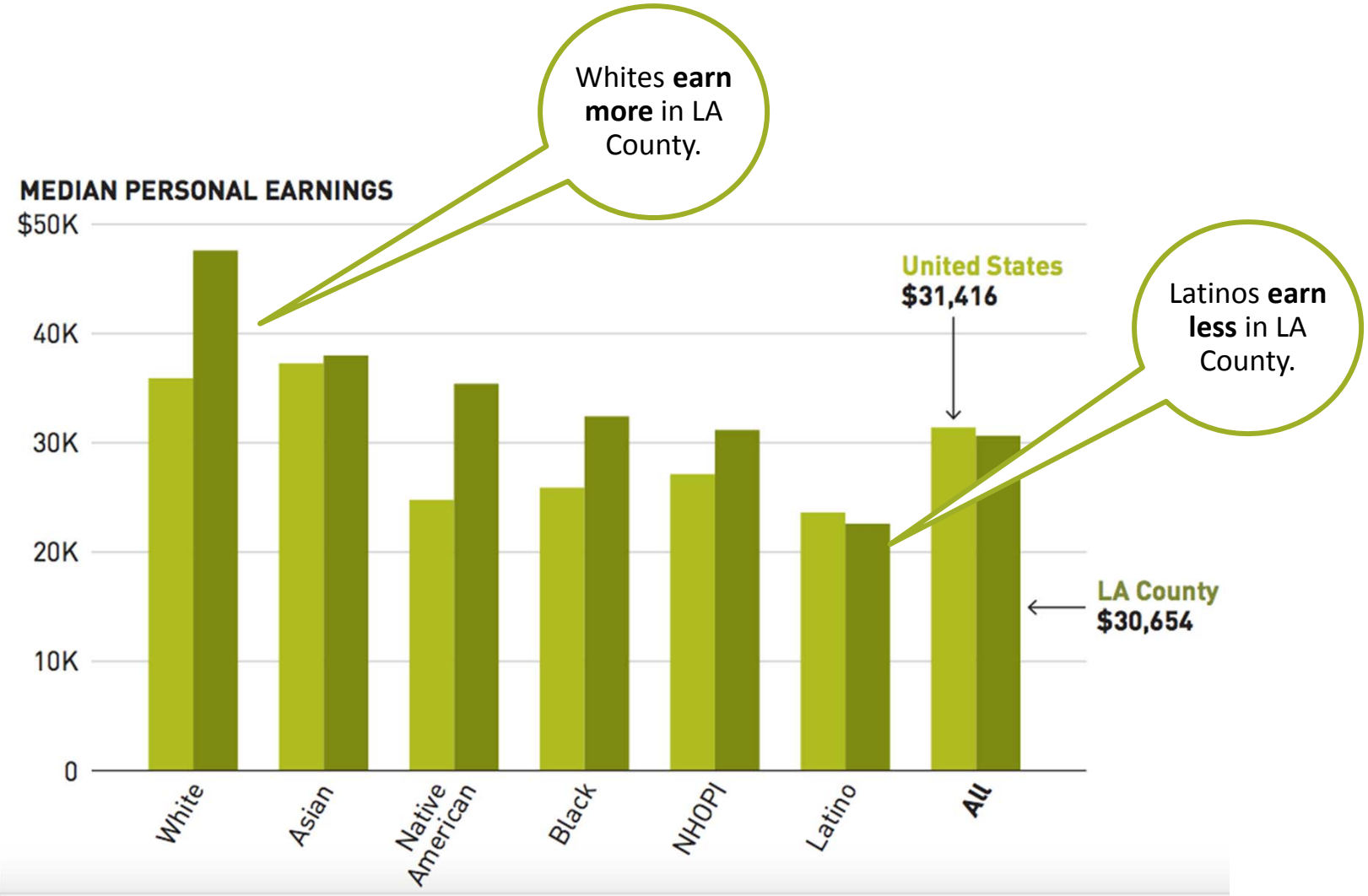

MEDIAN EARNINGS

BY SUBGROUP

Both **Latinos** and **Asians** are diverse racial/ethnic groups.

For both, the highest-earning subgroups make over **twice as much** as those at the bottom of the scale.

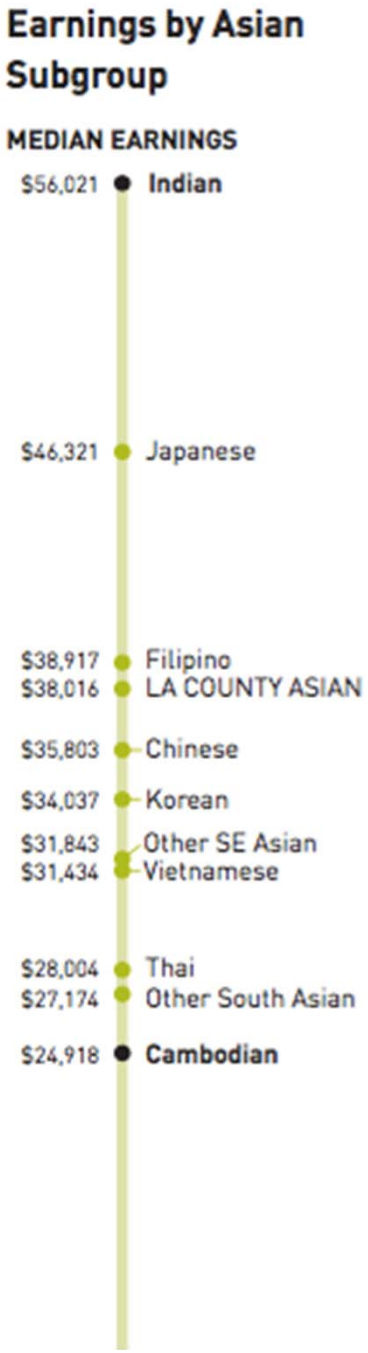

GENDER EARNING GAP

BY RACE AND ETHNICITY

Whites have the largest gender earnings gap

LOS ANGELES COUNTY
Median for all residents: $30,654

	MEN	WOMEN	GAP
All	$32,444	$26,652	$5,792
White	$55,348	$40,702	$14,646
Asian	$41,812	$34,496	$7,316
Latino	$25,547	$20,258	$5,289
Black	$34,533	$32,033	$2,500

- Part-time work
- Responsibilities for care-taking labor
- Motherhood penalty
- Wage discrimination
- Women work different jobs

EARNINGS AND OCCUPATIONAL CATEGORY

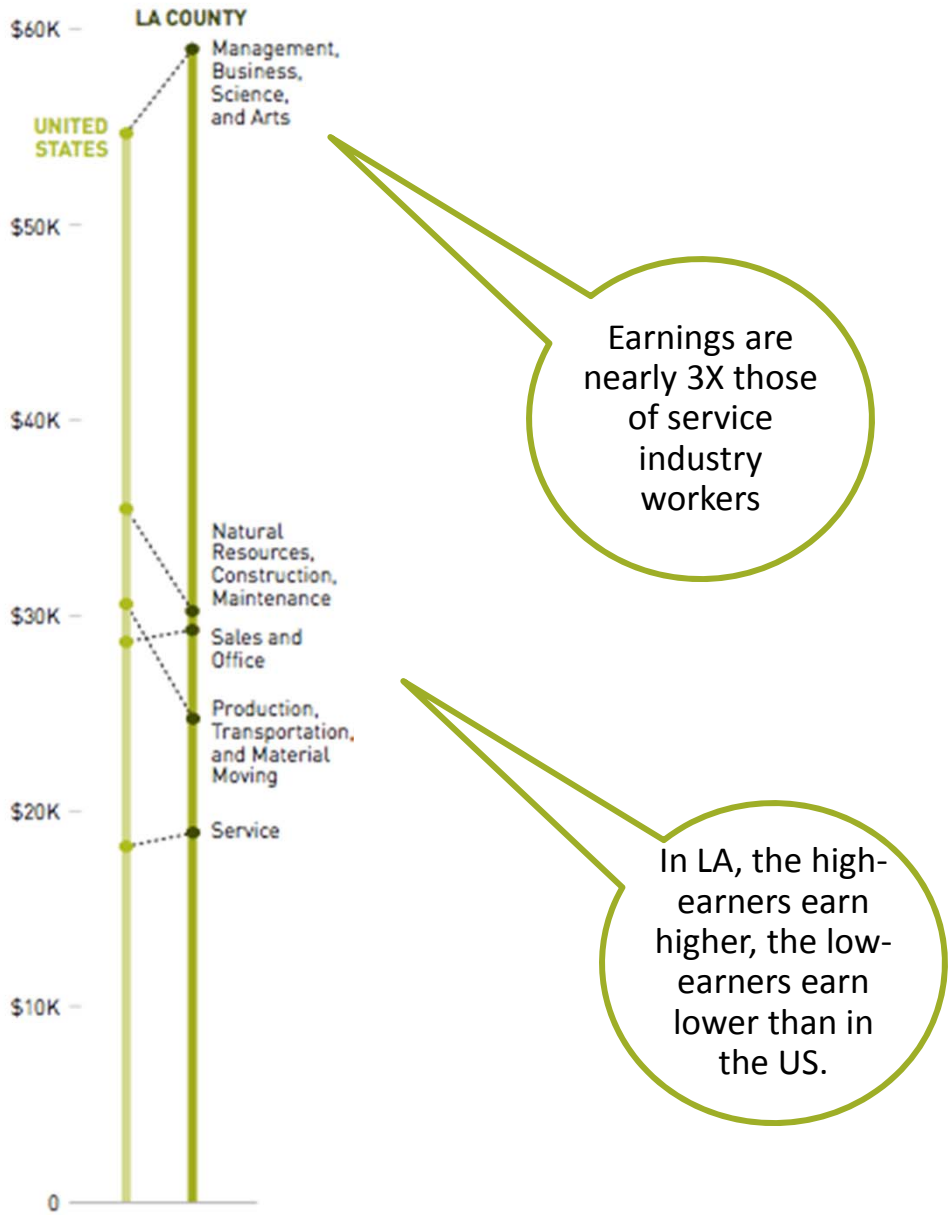

A key driver of the vast earnings differences is the **type of work** performed by residents.

Median Individual Earnings by Supervisorial District

Supervisor Hilda Solis

Walnut	$42,500
Central City	41,160
Claremont	33,380
Silver Lake/ Echo Park/ Elysian Valley	31,673
West Covina	31,285
Monterey Park	30,546
Avocado Heights	29,098
Vincent	27,213
Pico Rivera	26,960
Montebello	26,814
Citrus	26,044
West Puente Valley	25,872
La Puente	25,128
Valinda	25,026
Northeast LA	24,503
Rosemead	23,444
Baldwin Park	23,374

Supervisor Mark Ridley-Thomas

Culver City	$50,272
View Park-Windsor Hills	49,375
West Los Angeles	49,304
Westchester/ Playa Del Rey	47,527
Central City	41,160
Del Aire	38,517
Palms/Mar Vista/ Del Rey	37,491
West Carson	35,816
Carson	30,650
Gardena	30,074
Wilshire	26,683
Hawthorne	26,303
Inglewood	24,638
Lawndale	24,380
West Adams/ Baldwin Hills/ Leimert	24,254

Supervisor Sheila Kuehl

Bel Air/Beverly Crest	$66,113
Brentwood/ Pacific Palisades	65,982
Beverly Hills	55,893
Venice	52,797
Malibu	52,687
Agoura Hills	52,395
Sherman Oaks/ Studio City/ Toluca Lake/ Cahuenga Pass	51,988
Santa Monica	51,681
Calabasas	51,611
West LA	49,304
West Hollywood	44,276
Encino/Tarzana	42,002
Canoga Park/ Winnetka/ Woodland Hills West Hills	34,243
Hollywood	31,319

Supervisor Janice Hahn

Palos Verdes Estates	$82,813
Manhattan Beach	82,340
Hermosa Beach	70,730
Redondo Beach	59,819
Rancho Palos Verdes	58,699
El Segundo	51,458
Westchester/ Playa del Rey	47,527
Torrance	45,422
Cerritos	43,340
Diamond Bar	41,012
Lakewood	40,060
Hacienda Heights	36,868
Signal Hill	36,280
La Mirada	35,942
Whittier	34,819
San Pedro	32,344

Supervisor Kathryn Barger

San Marino	$77,948
La Cañada Flintridge	67,500
Stevenson Ranch	63,247
Sierra Madre	56,026
South Pasadena	50,629
La Crescenta-Montrose	48,518
Castaic	47,795
Arcadia	41,080
San Dimas	40,843
Santa Clarita	40,271
Altadena	40,237
La Verne	40,150
Burbank	40,055
Pasadena	39,731
Chatsworth/ Porter Ranch	37,281
Glendora	36,855

10/20/14

THE GOAL

"it's ambitious but it's attainable"

5.43 → 6.43 by 2025

+

narrow the gaps



What will it take to **boost the LA County HD Index score** and **narrow the well-being gaps** between different groups of Angelenos?

1. ADDRESS THE GLARING RACIAL AND ETHNIC DISPARITIES IN WELL-BEING

2. PRIORITIZE PLACES WHERE THE WELL-BEING OF CHILDREN AND FAMILIES IS AT RISK.

3. REDUCE THE TOLL OF VIOLENCE AND TRAUMA.

4. PRIORITIZE THE HEALTH OF BLACK CHILDREN AND FAMILIES.

5. INVEST IN UNIVERSAL HOME VISITATION.

6. INVEST IN HIGH-QUALITY EARLY CARE AND EDUCATION

7. MAKE EDUCATIONAL EQUITY A REALITY.

8. HELP YOUNG PEOPLE GRADUATE HIGH SCHOOL AND SUCCESSFULLY TRANSITION TO ADULTHOOD.

9. EXPAND AFFORDABLE HOUSING.

10. PROMOTE GENDER EQUALITY IN PAY.

HUMAN DEVELOPMENT & PARK NEED

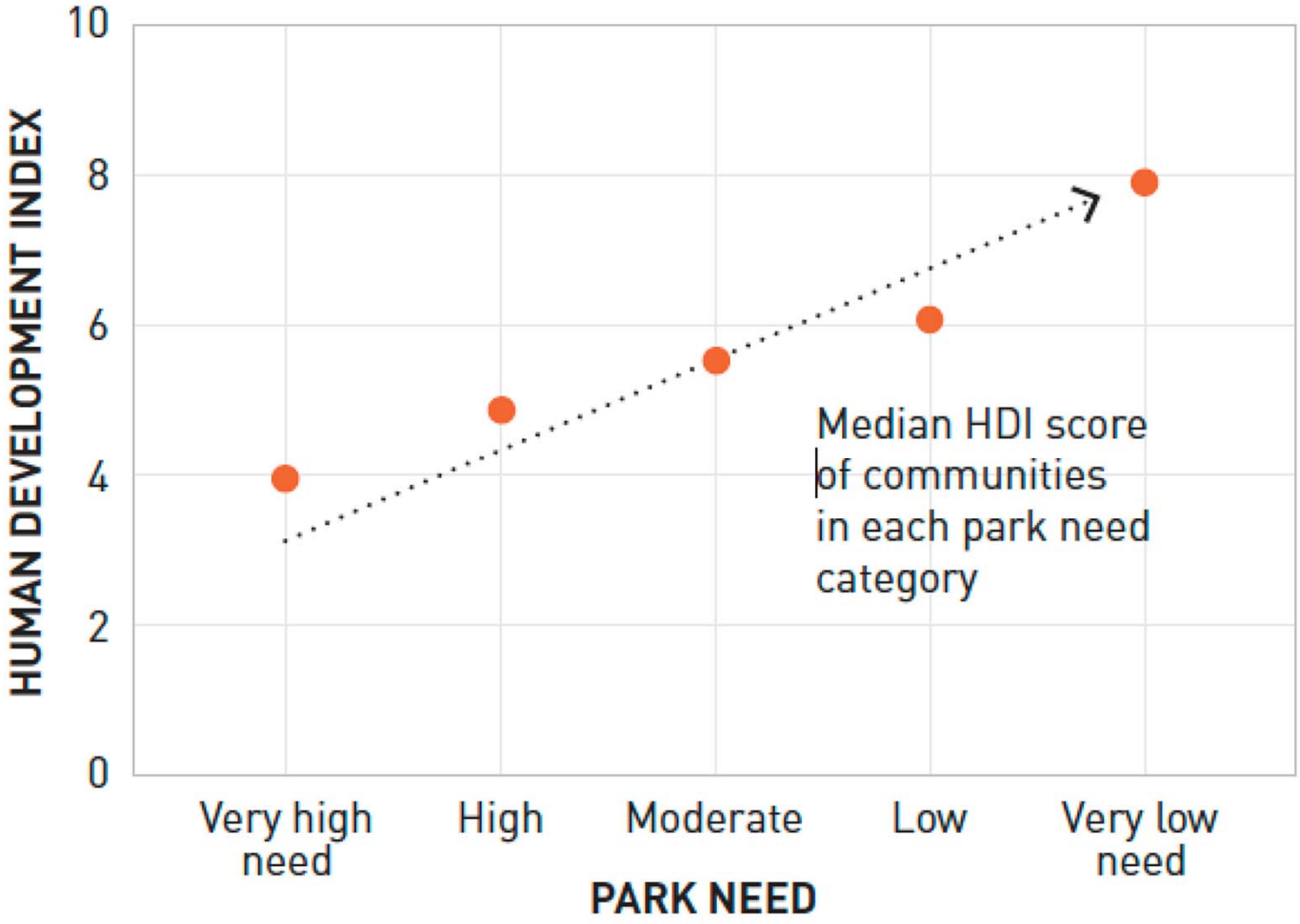

Source: Measure of America calculations using Los Angeles County Department of Parks and Recreation, "Los Angeles Countywide Comprehensive Parks and Recreation Needs Assessment," 2016.

HUMAN DEVELOPMENT & ENVIRONMENTAL JUSTICE

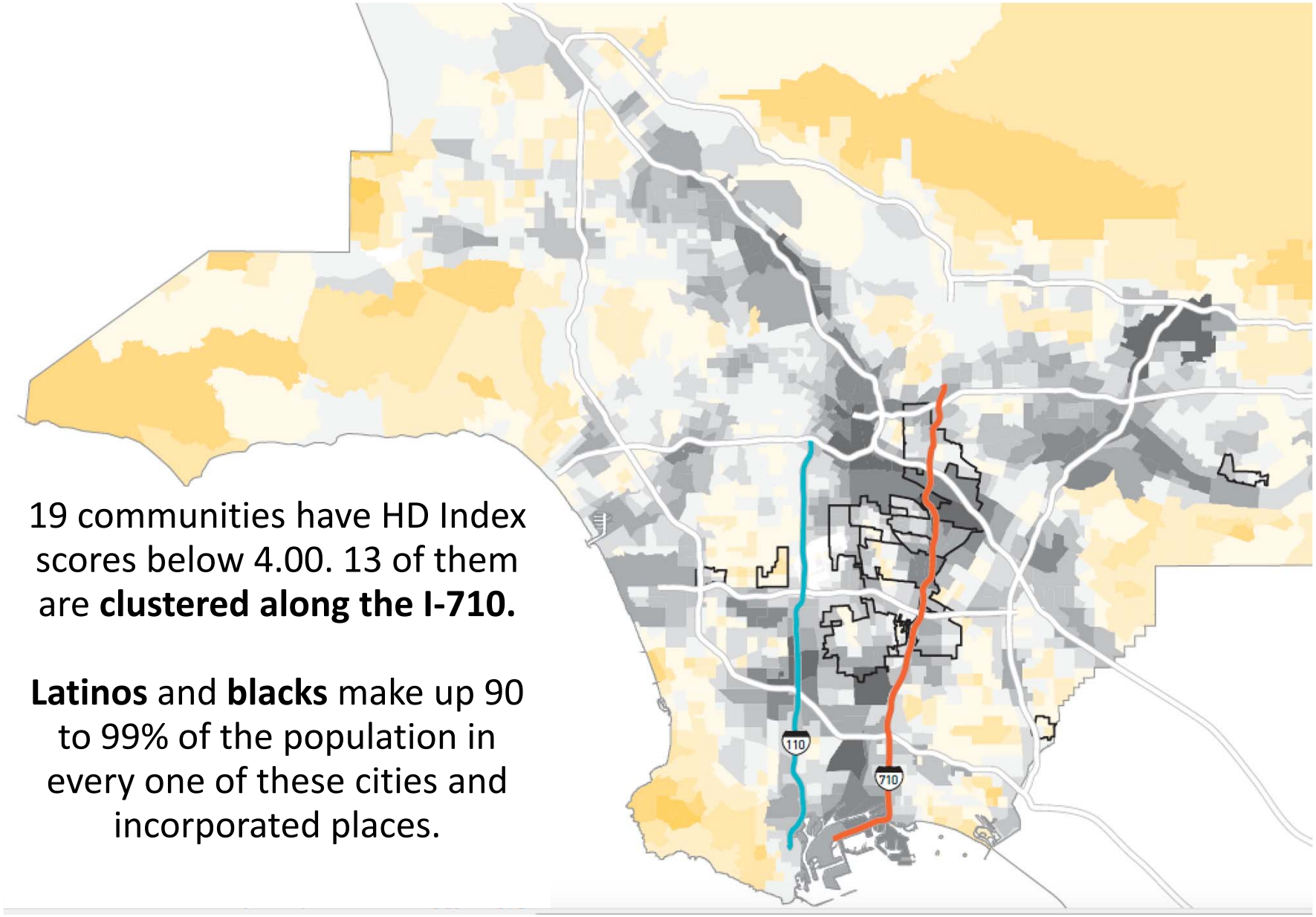

19 communities have HD Index scores below 4.00. 13 of them are **clustered along the I-710.**

Latinos and **blacks** make up 90 to 99% of the population in every one of these cities and incorporated places.

www.measureofamerica.org/
los-angeles-county

cheryl.wold@measureofamerica.org
OR
cheryl@cherylwold.com

Thank you!

CLASP
Policy solutions that work for low-income people

December 2017 | Hannah Matthews

Democratic Proposal Would Expand Child Care Assistance to Nearly 230,000 Children

Summary

On December 8, Senators Bernie Sanders (I-VT) and Elizabeth Warren (D-MA) outlined federal spending priorities that would support hard-working families, including a proposal to double the discretionary funding appropriation for the Child Care and Development Block Grant (CCDBG).[1] Their proposed increase of $2.9 billion for CCDBG would give states needed resources to expand child care assistance to nearly 230,000 additional children. It would also provide sufficient funds for states to implement the 2014 bipartisan reauthorization of CCDBG to improve the health, safety, and quality of child care.

Child Care Assistance is Critical for Children and Parents. The Child Care and Development Block Grant (CCDBG) is the primary source of federal funding for child care subsidies for low-income families and to improve child care quality for all children. Access to stable, affordable, high-quality child care matters for parents and their children. Without it, parents struggle to secure and maintain employment and achieve economic stability. Their children miss out on the educational and developmental benefits of quality care that prepare them for success in school and in life.[2]

Many Working Parents Lack Access to CCDBG. Despite the critical importance of child care, five out of six children eligible for CCDBG don't get help due to shortfalls in federal funding. In fact, because of Congress's failure to sufficiently fund the program, CCDBG serves the fewest children in its history.[3] Under CCDBG's state-federal partnership design, both the federal government and states provide funding and states have discretion to set policies under broad federal parameters. Because states make policy decisions in the context of budget constraints, including setting their own income eligibility requirements, few families are getting the help they need to stay in the workforce. For example, a working family with an income above 150 percent of poverty ($30,630 a year for a family of three) could not qualify for assistance in 15 states.[4]

CLASP Analysis

The U.S. Department of Health and Human Services, which is responsible for administering CCDBG, estimated that the cost of implementing the requirements specified in the 2014 CCDBG reauthorization would be $775 million in the 2018 federal fiscal year.[5] This does not, however, account for the costs of maintaining current caseloads, which CLASP estimates at $612 million, based on an inflation-adjusted per-child subsidy rate.[6] If CCDBG funding is increased by $2.9 billion, after accounting for fully funding the implementation costs of reauthorization and the inflationary costs of maintaining the current number of children served, the remainder of the increased funds would provide child care assistance for an additional 226,000 children in the 2018 fiscal year.

Allocation of Proposed $2.9 Billion Increase in Federal Child Care and Development Block Grant (CCDBG) Funding						
States and Territories	**FY 2017 Federal Mandatory Funding**	**FY 2017 Federal Discretionary Funding**	**Total FY 2017 Federal Funds**	**FY 2018 Federal Mandatory Funding**	**FY 2018 Federal Discretionary Funding *with proposed $2.9 billion increase***	**Total FY 2018 Federal Funds *with proposed $2.9 billion increase***
Alabama	$41,591,438	$53,211,567	$94,803,005	$41,591,438	$106,423,134	$148,014,572
Alaska	$7,942,993	$5,330,830	$13,273,823	$7,942,993	$10,661,660	$18,604,653
Arizona	$57,228,884	$71,548,419	$128,777,303	$57,228,884	$143,096,838	$200,325,722
Arkansas	$21,578,934	$33,627,244	$55,206,178	$21,578,934	$67,254,488	$88,833,422
California	$296,534,581	$305,025,145	$601,559,726	$296,534,581	$610,050,290	$906,584,871
Colorado	$39,335,047	$35,388,683	$74,723,730	$39,335,047	$70,777,366	$110,112,413
Connecticut	$35,356,643	$18,403,626	$53,760,269	$35,356,643	$36,807,252	$72,163,895
Delaware	$9,892,836	$7,673,726	$17,566,562	$9,892,836	$15,347,452	$25,240,288
D.C.	$7,532,798	$4,613,753	$12,146,551	$7,532,798	$9,227,506	$16,760,304
Florida	$136,768,341	$168,392,993	$305,161,334	$136,768,341	$336,785,986	$473,554,327
Georgia	$94,076,749	$119,098,590	$213,175,339	$94,076,749	$238,197,180	$332,273,929
Hawaii	$12,366,704	$10,253,716	$22,620,420	$12,366,704	$20,507,432	$32,874,136
Idaho	$12,667,835	$16,761,609	$29,429,444	$12,667,835	$33,523,218	$46,191,053
Illinois	$124,490,145	$99,949,491	$224,439,636	$124,490,145	$199,898,982	$324,389,127
Indiana	$62,312,477	$64,661,860	$126,974,337	$62,312,477	$129,323,720	$191,636,197
Iowa	$25,355,263	$24,583,773	$49,939,036	$25,355,263	$49,167,546	$74,522,809
Kansas	$26,215,959	$25,907,113	$52,123,072	$26,215,959	$51,814,226	$78,030,185
Kentucky	$40,031,472	$51,659,553	$91,691,025	$40,031,472	$103,319,106	$143,350,578
Louisiana	$39,762,938	$50,190,947	$89,953,885	$39,762,938	$100,381,894	$140,144,832

States and Territories	FY 2017 Federal Mandatory Funding	FY 2017 Federal Discretionary Funding	Total FY 2017 Federal Funds	FY 2018 Federal Mandatory Funding	FY 2018 Federal Discretionary Funding *with proposed $2.9 billion increase*	Total FY 2018 Federal Funds *with proposed $2.9 billion increase*
Maine	$8,652,889	$9,058,151	$17,711,040	$8,652,889	$18,116,302	$26,769,191
Maryland	$54,377,375	$36,159,418	$90,536,793	$54,377,375	$72,318,836	$126,696,211
Massachusetts	$76,330,738	$35,600,524	$111,931,262	$76,330,738	$71,201,048	$147,531,786
Michigan	$80,806,089	$84,093,752	$164,899,841	$80,806,089	$168,187,504	$248,993,593
Minnesota	$53,178,185	$38,301,126	$91,479,311	$53,178,185	$76,602,252	$129,780,437
Mississippi	$22,714,627	$39,441,663	$62,156,290	$22,714,627	$78,883,326	$101,597,953
Missouri	$56,052,311	$53,776,359	$109,828,670	$56,052,311	$107,552,718	$163,605,029
Montana	$8,445,856	$8,062,011	$16,507,867	$8,445,856	$16,124,022	$24,569,878
Nebraska	$21,405,244	$15,608,411	$37,013,655	$21,405,244	$31,216,822	$52,622,066
Nevada	$18,065,902	$25,644,183	$43,710,085	$18,065,902	$51,288,366	$69,354,268
New Hampshire	$10,422,155	$5,950,074	$16,372,229	$10,422,155	$11,900,148	$22,322,303
New Jersey	$71,850,826	$51,268,591	$123,119,417	$71,850,826	$102,537,182	$174,388,008
New Mexico	$19,825,518	$24,266,523	$44,092,041	$19,825,518	$48,533,046	$68,358,564
New York	$198,811,338	$128,772,569	$327,583,907	$198,811,338	$257,545,138	$456,356,476
North Carolina	$122,191,128	$96,485,950	$218,677,078	$122,191,128	$192,971,900	$315,163,028
North Dakota	$6,692,234	$4,452,984	$11,145,218	$6,692,234	$8,905,968	$15,598,202
Ohio	$129,835,276	$96,109,356	$225,944,632	$129,835,276	$192,218,712	$322,053,988
Oklahoma	$47,349,754	$39,418,116	$86,767,870	$47,349,754	$78,836,232	$126,185,986
Oregon	$39,261,813	$32,418,277	$71,680,090	$39,261,813	$64,836,554	$104,098,367
Pennsylvania	$116,495,106	$84,194,586	$200,689,692	$116,495,106	$168,389,172	$284,884,278
Puerto Rico	$0	$32,119,537	$32,119,537	$0	$64,239,074	$64,239,074
Rhode Island	$11,392,558	$6,598,817	$17,991,375	$11,392,558	$13,197,634	$24,590,192

States and Territories	FY 2017 Federal Mandatory Funding	FY 2017 Federal Discretionary Funding	Total FY 2017 Federal Funds	FY 2018 Federal Mandatory Funding	FY 2018 Federal Discretionary Funding *with proposed $2.9 billion increase*	Total FY 2018 Federal Funds *with proposed $2.9 billion increase*
South Carolina	$34,541,957	$50,745,932	$85,287,889	$34,541,957	$101,491,864	$136,033,821
South Dakota	$6,727,707	$7,204,792	$13,932,499	$6,727,707	$14,409,584	$21,137,291
Tennessee	$71,447,607	$66,923,895	$138,371,502	$71,447,607	$133,847,790	$205,295,397
Texas	$227,663,227	$292,749,787	$520,413,014	$227,663,227	$585,499,574	$813,162,801
Utah	$34,075,715	$33,286,976	$67,362,691	$34,075,715	$66,573,952	$100,649,667
Vermont	$6,622,210	$3,698,482	$10,320,692	$6,622,210	$7,396,964	$14,019,174
Virginia	$63,771,330	$55,372,339	$119,143,669	$63,771,330	$110,744,678	$174,516,008
Washington	$79,381,323	$48,937,453	$128,318,776	$79,381,323	$97,874,906	$177,256,229
West Virginia	$17,421,401	$18,028,084	$35,449,485	$17,421,401	$36,056,168	$53,477,569
Wisconsin	$54,095,069	$42,824,078	$96,919,147	$54,095,069	$85,648,156	$139,743,225
Wyoming	$6,095,820	$3,544,566	$9,640,386	$6,095,820	$7,089,132	$13,184,952

Source: *FY 2017 CCDF Allocations*, U.S. Department of Health and Human Services, Administration for Children and Families, 2017, **https://www.acf.hhs.gov/occ/resource/fy-2017-ccdf-allocations-including-redistributed-funds**.

Endnotes

[1] Elizabeth Warren, Bernie Sanders, "Senator Sanders and Senator Warren, 'Our Priorities'", *The Bernie Sanders Show*, December 6 2017, **https://www.facebook.com/senatorsanders/videos/10156559109107908/**.
[2] Christine Johnson-Staub, Hannah Matthews, *CCDBG: A Critical Support for Working Families,* CLASP, 2017, **https://www.clasp.org/sites/default/files/publications/2017/04/CCDBG-A-Critical-Support.pdf.**
[3] Christina Walker, Hannah Matthews, *CCDBG Participation Drops to a Historic Low*, CLASP, 2017, **https://www.clasp.org/sites/default/files/public/resources-and-publications/publication-1/CCDBG-Participation-2015.pdf**.
[4] Karen Schulman, Helen Blank, *Persistent Gaps: State Child Care Assistance Policies 2017*, National Women's Law Center, 2017, **https://nwlc.org/wp-content/uploads/2017/10/NWLC-State-Child-Care-Assistance-Policies-2017-1.pdf** .
[5] Final Rule of September 30, 2016, Child Care and Development Fund Program, Federal Register, Vol. 81, No. 190 **https://www.gpo.gov/fdsys/pkg/FR-2016-09-30/pdf/2016-22986.pdf**.
[6] Our estimate assumes the costs of maintaining a caseload of 1.4 million children based on the most recent participation data from FY 2015. In FY 2015, $8.5 billion in CCDBG expenditures provided funding for a monthly average of 1.4 million children. We inflate the per-child rate in 2015 to calculate the number of slots and funding needed in 2018.

COUNTY OF LOS ANGELES CHILD CARE PLANNING COMMITTEE AND
POLICY ROUNDTABLE FOR CHILD CARE AND DEVELOPMENT
JOINT COMMITTEE ON LEGISLATION

Meeting Schedule - 2018

Meeting Schedule	Location
Thursday, January 18, 2018 12:00 – 2:00 p.m.	Gratts Early Education Center (LAUSD) 1415 5th Street Los Angeles, California 90017
Thursday, February 15, 2018 12:00 – 2:00 p.m.	Advancement Project 1910 West Sunset Boulevard Suite 500 Los Angeles, California 90026
Thursday,, March 15, 2018 12:00 – 2:00 p.m.	Gratts Early Education Center (LAUSD) 1415 5th Street Los Angeles, California 90017
Thursday, April 19, 2018 12:00 – 2:00 p.m.	Advancement Project 1910 West Sunset Boulevard Suite 500 Los Angeles, California 90026
Thursday, May 17, 2018 12:00 – 2:00 p.m.	Gratts Early Education Center (LAUSD) 1415 5th Street Los Angeles, California 90017
Thursday, June 21, 2018 12:00 – 2:00 p.m.	Advancement Project 1910 West Sunset Boulevard Suite 500 Los Angeles, California 90026
Thursday, July 19, 2018 12:00 – 2:00 p.m.	Gratts Early Education Center (LAUSD) 1415 5th Street Los Angeles, California 90017
Thursday, August 16, 2018 12:00 – 2:00 p.m.	Advancement Project 1910 West Sunset Boulevard Suite 500 Los Angeles, California 90026

Additional **tentative** meeting dates are as follows:

Thursday, September 20, 2018
Thursday, October 18, 2018
Thursday, November 15, 2018

Questions? Contact Michele Sartell at the Los Angeles County Office for the Advancement of Early Care and Education by e-mail at msartell@ceo.lacounty.gov or by telephone at (213) 974-5187.

COUNTY OF LOS ANGELES
OFFICE FOR THE ADVANCEMENT OF
EARLY CARE AND EDUCATION

December 20, 2017