



**Wednesday, March 3, 2021 ▪ 12:00 p.m. – 2:00 p.m.**

[Join Microsoft Teams Meeting](#)

Conference Call Number (if needed): 323.776.6996; Conference ID: 875 175 412#

*Reimagining an Equitable Early Care and Education System for Providers and Families*

**AGENDA**

- |             |  |                    |
|-------------|--|--------------------|
| 1.<br>12:00 | Welcome and Introductions<br>▪ Opening Statement and Comments by the Chair | Julie Taren, Chair |
|-------------|--|--------------------|

**A. Consent Calendar**

*The matter is approved by one motion, unless held.*

- |             |   |  |
|-------------|---|--|
| 2.<br>12:15 | Approval of Minutes<br>▪ February 3, 2021 | <b>Action Item</b> Ernesto Saldaña, Vice Chair |
|-------------|---|--|

**B. Meeting Matters**

- |             |  |  |
|-------------|--|--|
| 3.<br>12:20 | COVID-19 and Early Care and Education: Update  | Debra Colman, Office for the Advancement of Early Care and Education                         |
| 4.<br>12:35 | LPC Local Funding Priorities – FY 2020-21<br>▪ Roll Call – Erica Weiss   | <b>Action Item</b> Ariana Oliva and Alejandra Berrio, Co-chairs, Access-Inclusion Work Group |
| 5.<br>12:55 | Public Policy Report: Elevating Priority Legislation and Budget Items  | Lisa Wilkin, Co-chair, Joint Committee on Legislation  |
| 6.<br>1:25  | Workforce Pathways LA – Workforce Systems Improvement<br>▪ Data Gathering and Analysis Sub-committee Report and Discussion | Toni Issacs and Fiona Stewart, Sub-committee Co-chairs                                       |
| 7.<br>1:45  | Launch of Membership for FY 2021-22  | Nicole Lopez and JoAnn Shalhoub-Mejia, Co-chairs, Governance Work Group                      |
| 8.<br>1:50  | Announcements and Public Comment   | Ernesto Saldaña  |
| 9.<br>2:00  | Call to Adjourn  | Julie Taren  |

**Next Meeting – Wednesday, April 7, 2021 ▪ 12:00 – 2:00 p.m.**

Virtually via Microsoft Teams

**VISION STATEMENT**

*Children are healthy, thriving and have equitable opportunities to achieve optimal development and succeed in life.*

**MISSION STATEMENT**

*Lead, build and strengthen an affordable and high-quality early care and education system for the children and families of Los Angeles County.*

This page intentionally blank.

COUNTY OF LOS ANGELES



POLICY • PLANNING • PRACTICE

**Meeting Minutes – February 3, 2020**

Members in Attendance (42)				
Parents	ECE Program	Community Agency	Public Agencies	Discretionary
LaRae Cantley	Norma Amezcua	Samitha Givens	Anne Blackstock-Bernstein	Christina Acosta
Jessica Chang	Rocio Bach	Maria Harris	Eileen Carrillo-Lau	Kevin Dieterle
Cathy Coddington	Andrea Fernandez	Aolelani Lutu	Melita Ferguson	La Tanga Hardy
Crystal Jones	Angela Gray	Ariana Oliva	Nora Garcia-Rosales	Toni Isaacs
Nellie Ríos-Parra	Nicole Lopez	Kathy Schreiner	Regina Angelo-Tarango for Ana Lopez	Kelly O’Connell <i>1<sup>st</sup> Supervisorial District</i>
Ernesto Saldaña	Micha Mims	Edilma Serna	Maria Mora	Carla Hegwood for Dianne Philibosian <i>5<sup>th</sup> Supervisorial District</i>
Sachin Sangani	Deborah Paratore	Veronica Torres	Gabriel Muñoz	Sarah Soriano <i>4<sup>th</sup> Supervisorial District</i>
Delia Vicente	JoAnn Shalhoub-Mejia	Jana Wright	Cherise Roper	Julie Taren <i>3<sup>rd</sup> Supervisorial District</i>
	Lisa Wilkin			Cecelia Urrea

**Guests and Alternates (includes members of the public in attendance for the Public Hearing):**

Ranae Amezcua – Alternate for Cherise Roper, Telma Bayano – Compton Unified School District, Robert Beck – Alternate for Nora Garcia-Rosales, Michael Butler - , Angela Capone, Laura Cardenas, Fran Chasen – Alternate for Julie Taren, Osvaldo Colin – Alternate for Maria Mora, Carolyne Crolotte – Early Edge California, Carmen De la Fuente – Pathways LA, Rosa Ducoing, Mark Funston – Lakeshore Learning, Jessica Guerra – Child Care Alliance of Los Angeles, Sherene Hawkins – Orange County Department of Social Services, Amanda Hsu – Connections for Children, Lina Jimenez – Santa Monica Family YMCA, Shoghig Khadarian – California Department of Social Services, Terry Kim – Children’s Institute, Dawn Kurtz – Child360, Erynne Laurent, Michele Masjedi, Elizabeth Montalvo – Paramount Unified School District, Christina Moore, Ann Oshiro – Kaiser Permanente, Ana Palacios, Laura Ramirez – Child360, Kelly Reynolds – Early Edge California, Stephanie Ritoper – Southern California Public Radio-KPCC/LAist, Joyce Robinson – Opportunities Exchange, Gina Rodriguez – Alternate for Kevin Dieterle, Ancelma Sanchez – Alternate for Lisa Wilkin, Claudia Sarmiento, Brittnee Schuyler – Discount School Supply, Jessica Spica – Lakeshore Learning, Fiona Stewart – Alternate for Christina Acosta, and Sally Valenzuela – Alternate for LaRae Cantley

**Staff:** Michele Sartell, Debra Colman, and Erica Weiss

**1. Welcome and Introductions**

The meeting was called to order at 12:04 p.m. by Julie Taren, Chair of the Child Care Planning Committee (Planning Committee). She read the standardized statement pertaining to the conducting of the virtual meeting. Julie invited Planning Committee members Andrea Fernandez to read the vision and Nicole Lopez to read the mission statement.

Julie announced that the general meeting would adjourn at 12:40 p.m. to accommodate the public hearing on the LPC Local Funding Priorities scheduled for 12:50 – 2:00 p.m. She added that preparing the priorities and holding a public hearing is among the mandates of local child care and development planning councils (LPCs) under contract with the California Department of Education; the Planning Committee serves as Los Angeles County’s LPC. She invited meeting participants to remain for the public hearing, noting the importance of the priority assignments to ZIP codes throughout the County that informs the allocation of funding programs to serve families eligible for state subsidized services.

## **A. CONSENT CALENDAR**

### **2. Approval of Minutes – January 6, 2021**

*Ernesto Saldaña, Vice Chair, reviewed the minutes from January 6, 2021 and asked for a motion to approve. Nellie Ríos-Parra made the motion to approve the minutes; Andrea Fernandez seconded the motion. The minutes were adopted without objection.*

## **B. MEETING MATTERS**

### **3. Public Policy Report and Discussion: Governor’s Proposed Budget for Fiscal Year 2021-22, State Legislation Proposed to Date and Federal Relief Proposals**

Michele Sartell, staff with the Office for the Advancement of Early Care and Education and to the Planning Committee, directed meeting participants to the slide deck. Beginning with the Governor’s proposed budget – introduced on Friday, January 8, 2021 – she noted that it considers the recommendations reflected in the Master Plan for Early Learning and Care. Yet, she commented that while the budget proposals build upon the \$400 million investment in ongoing funding to expand services since 2019, the proposals fall short of the investments needed in the short-term to support ensuring the viability of the system now and into the future. As examples, Michele stated that there are no proposals to address in a significant way the ongoing shortages of full-time services for families with infants and toddlers as well as preschool age children and the complicated, inadequate reimbursement rate systems. She added that the COVID-19 pandemic disrupted the already fragile early care and education system at the same time that it is considered essential to supporting health care professionals and others working on the front lines of the pandemic. She noted that the proposed budget reflects on COVID-19 relief for early care and education to date and includes plans for the allocation of the additional Federal Consolidated Appropriations Act 2021 that will flow through the federal Child Care And Development Block Grant of which California is expected to receive approximately \$1 billion.

Michele next commented on President Biden’s release of executive orders for reopening and continuing operations of schools and early childhood education providers and directing the Federal Emergency Management Agency (FEMA) to include child care among the recipients for assistance to operate safely. In addition, Michele touched upon the President’s proposal to invest an additional \$40 billion to child care providers in COVID-19 relief as part of his proposed \$1.9 trillion relief package.

Michele also highlighted some of the legislation introduced to date. The last date for the legislature to introduce bills is February 19<sup>th</sup>. The Joint Committee on Legislation is in the early stages of reviewing and prioritizing legislation, with a few elevating to levels of greater interest that address family fees and reimbursement rates, among others. Lastly, Michele relayed early conversations on potential budget and legislative priorities for advocacy during the current session. Among the items are: hold harmless to keep/re-open early care and education programs and maintain the existing workforce; extend the waiver of family fees for subsidized services/eliminate family fees; raise reimbursement

rates for subsidized services/reform the reimbursement rate system; increase investments to meet the needs of income-eligible families with infants and toddlers (vouchers/center-based services); and allocate funds to provide stipends to programs to meet public health guidance.

#### **4. Announcements and Public Comment**

Ernesto reminded members, alternates, and guests to send their announcements to Michele for distribution via e-mail. He then invited public comment.

- Debra Colman, Director of the Office for the Advancement of Early Care and Education commented on the decrease in COVID-19 cases in Los Angeles County, however urged everyone to continue wear face coverings, practice physical distancing and avoid gathering with others outside one's immediate household, and maintain vigilant hand-washing. Debra announced that the allowable co-horts of children has increased from 12 to 14 children plus 2 adults. She added that work is underway in partnership with the LA COVID-19 Emergency Response Team to prepare for vaccine distribution to the early care and education workforce. Outreach on the availability of vaccines with links to appointments will primarily occur through the local child care resource and referral agencies, the Alternative Payment Program agencies, and the ECE Workforce Registry.
- Advancement Project California is looking to connect with providers serving families impacted by the criminal justice system and understand families impacted by the system and their needs for early care and education services. Anyone with information may contact Ernesto Saldaña by e-mail at [esaldana@advanceproj.org](mailto:esaldana@advanceproj.org).

#### **5. Adjournment**

Julie thanked everyone for their participation in the meeting.

*The meeting was adjourned at 12:42 p.m.*

This page intentionally blank.

# CCPC Review & Approval

Local Child Care and Development Planning Council Funding Priority  
Setting Process for State Child Care and Preschool Funds

Los Angeles County Child Care Planning Committee  
March 3, 2021



# ACCESS & INCLUSION WORKGROUP

## Key Activities:

- Informs geographic priority setting
- Reviews ECE needs assessment data
- Reviews requests for changes in service priorities
- Considers requests from current contractors wishing to expand or change their service areas
- Promotes the inclusion of children at risk for or with disabilities and other special needs
- Encourages the coordination of services





## DATA SOURCES

- ☼ American Institutes for Research – Early Learning Needs Assessment Tool\*
  - ✚ Contract through the California Child Care Coordinators Association
  - ✚ Multiple sources: California Child Care Resource and Referral Network, California Department of Education, California Department of Public Health, the American Community Survey PUMS data, and an AIR-administered survey of Head Start programs

\* Sources listed at [www.elneedsassessment.org](http://www.elneedsassessment.org). Access only allowed to organizations that hold a contract with AIR.

## PRIORITY SETTING

- Data analyzed using Priority 1, 2 and 3 number and percent thresholds and methodology
- Methodology depends on County size – Los Angeles County uses methodology for counties with over five million residents
- ... and contract type, e.g. center – infants and toddlers (CCTR), California State Preschool (CSPP), center – school age (CCTR)

Management Bulletin 15-04: Revised Local Child Care and Development Planning Council Funding Priority Setting Process (June 2015). Available at <https://www.cde.ca.gov/sp/cd/ci/mb1504.asp>.



## PRIORITY SETTING – All Program Types

**Priority 1:** Zip code qualifies when there are **50%** or more eligible children unserved **AND** more than **1,500** eligible children unserved

**Priority 2:** Zip code qualifies when there are **50%** or more eligible children unserved **AND** more than **750** eligible children unserved

**Priority 3:** Zip code qualifies when there are **50%** or more eligible children unserved **AND** more than **500** eligible children unserved



## PRIORITY 3 OPTIONS

**Option 1:** A zip code qualifies as Priority 3 when there are **50%** or more eligible children underserved and there are more than **500** children underserved.

**Option 2:** All other zip codes in the county.

**Option 3:** No other zip codes in the county.



## TIMELINE

~~February 3<sup>rd</sup> – Public review and comment~~

~~February 10<sup>th</sup> – Deadline for submitting written comments~~

March 3<sup>rd</sup> – Child Care Planning Committee review and approval

March – Approval of County Superintendent of Schools

March – early May – Submit to County process for approval by Board of Supervisors

Mid-May – Approval by Director of Department of Public Health

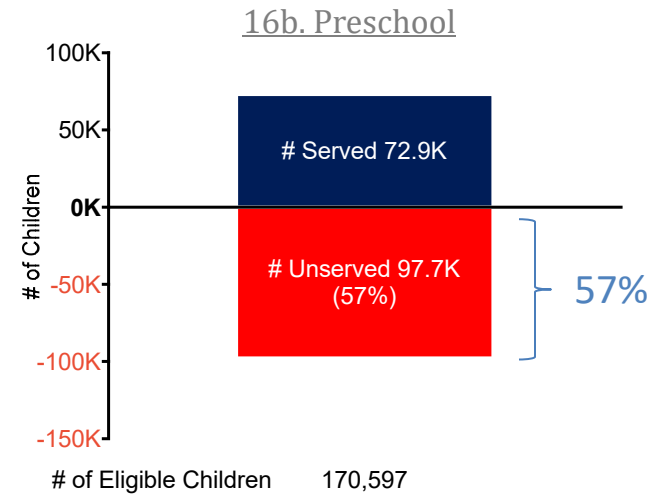
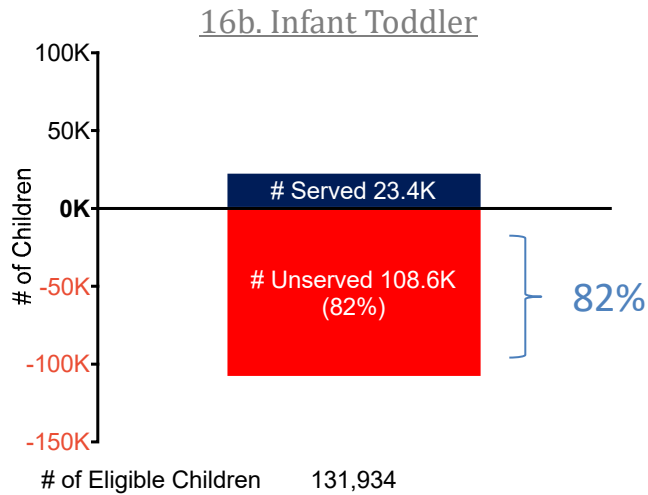
May 30<sup>th</sup> – due to California Department of Education



# Current capacity for subsidized care does not meet demand

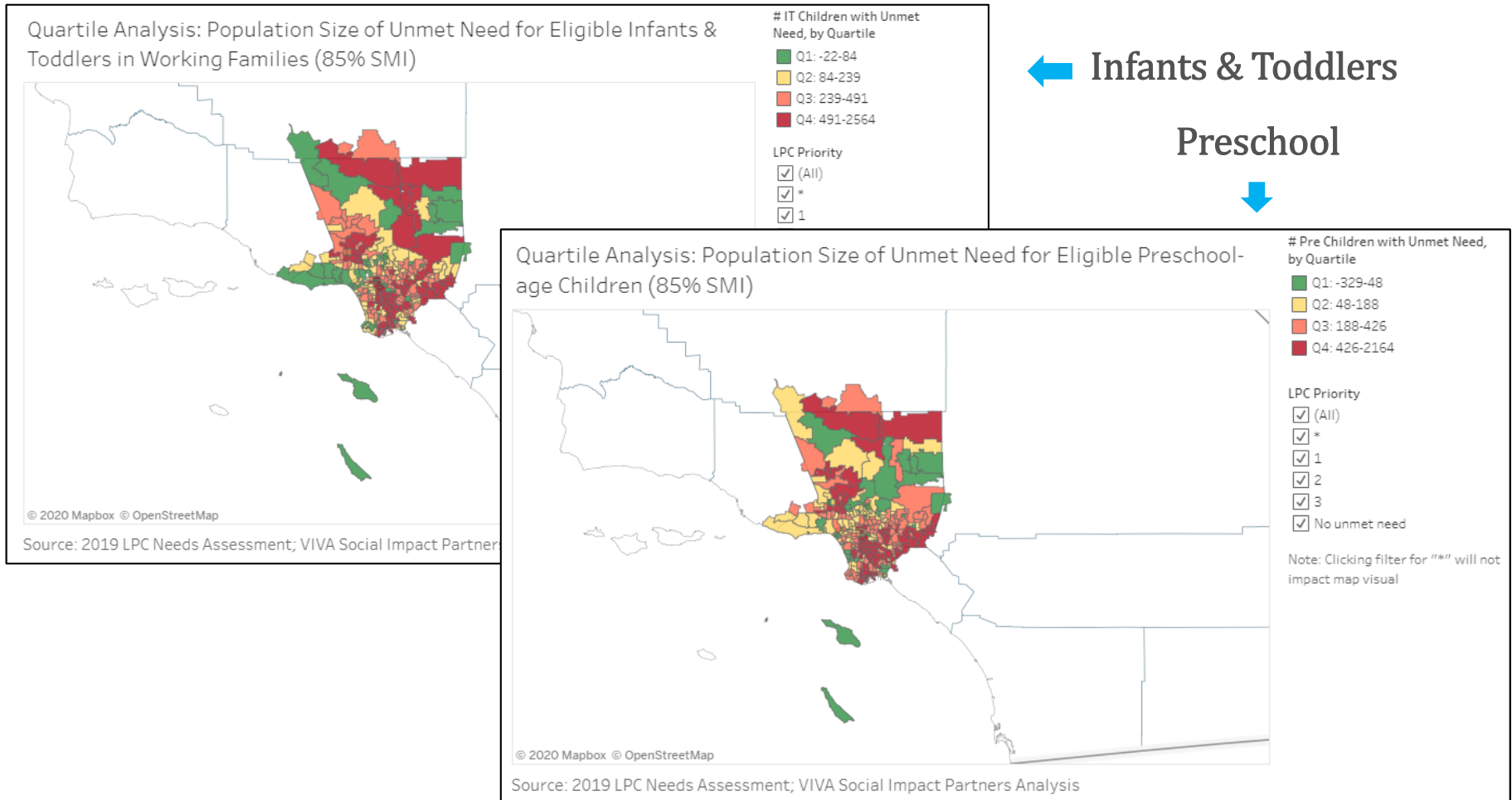
Over 108k infants and toddlers (82%) from working families at or below 85% SMI are not served by current capacity

Almost 100k preschool age children (57%) from families at or below 85% SMI are not served by current capacity



\* Note: CCPC made the decision to not include the “working family” criteria for preschool age children, instead, Preschool data reflects all children in families at or below 85% SMI  
 Source: 2019 LPC Local Needs Assessment; VIVA Social Impact Partners Analysis

# # of children with unmet need: Infants & Toddlers vs. Preschool



← Infants & Toddlers

Preschool

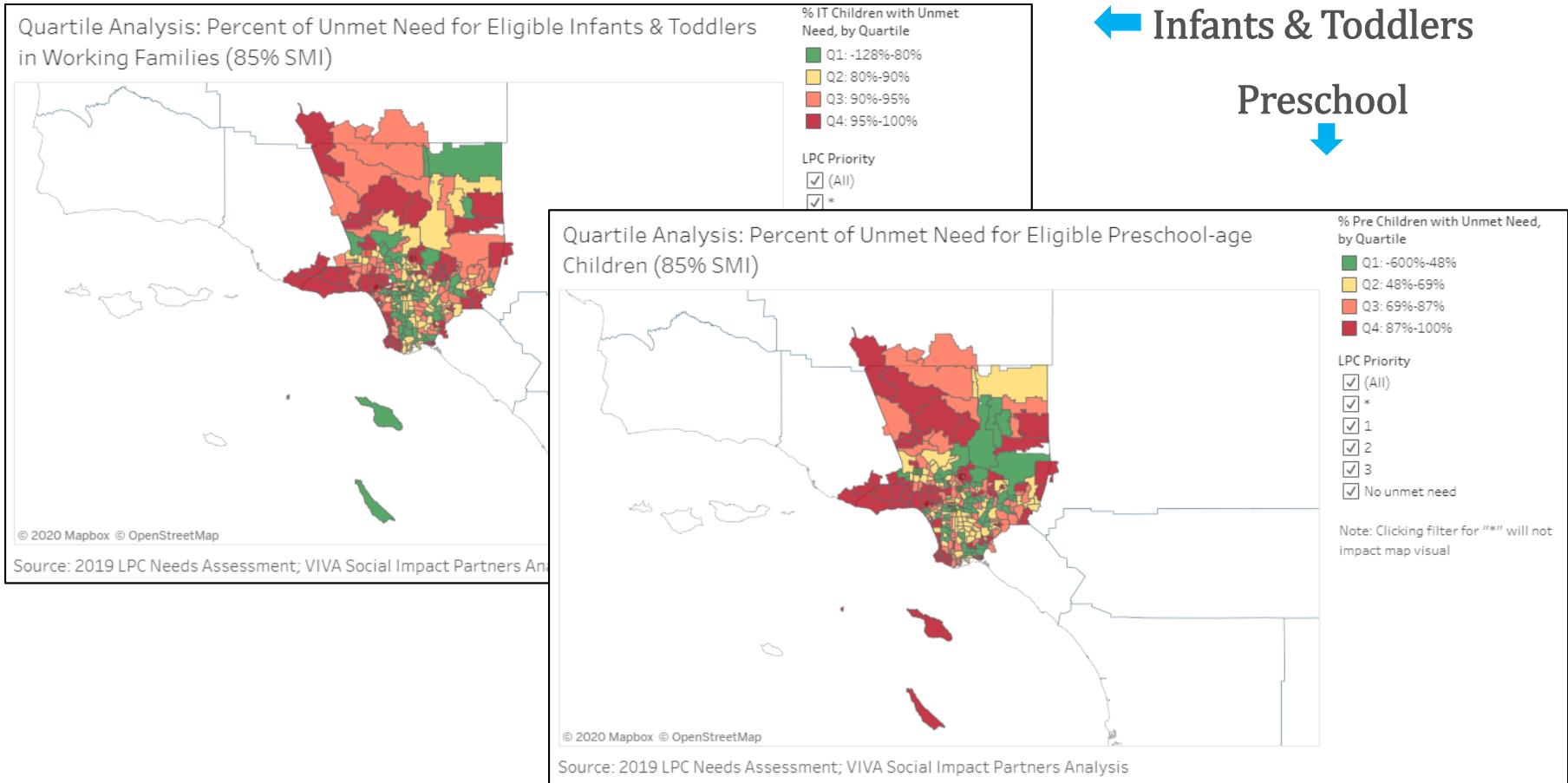


Source: 2019 LPC Local Needs Assessment; VIVA Social Impact Partners Analysis

# % of children with unmet need: Infants & Toddlers vs. Preschool

← Infants & Toddlers

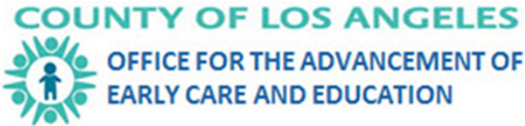
Preschool



Source: 2019 LPC Local Needs Assessment; VIVA Social Impact Partners Analysis



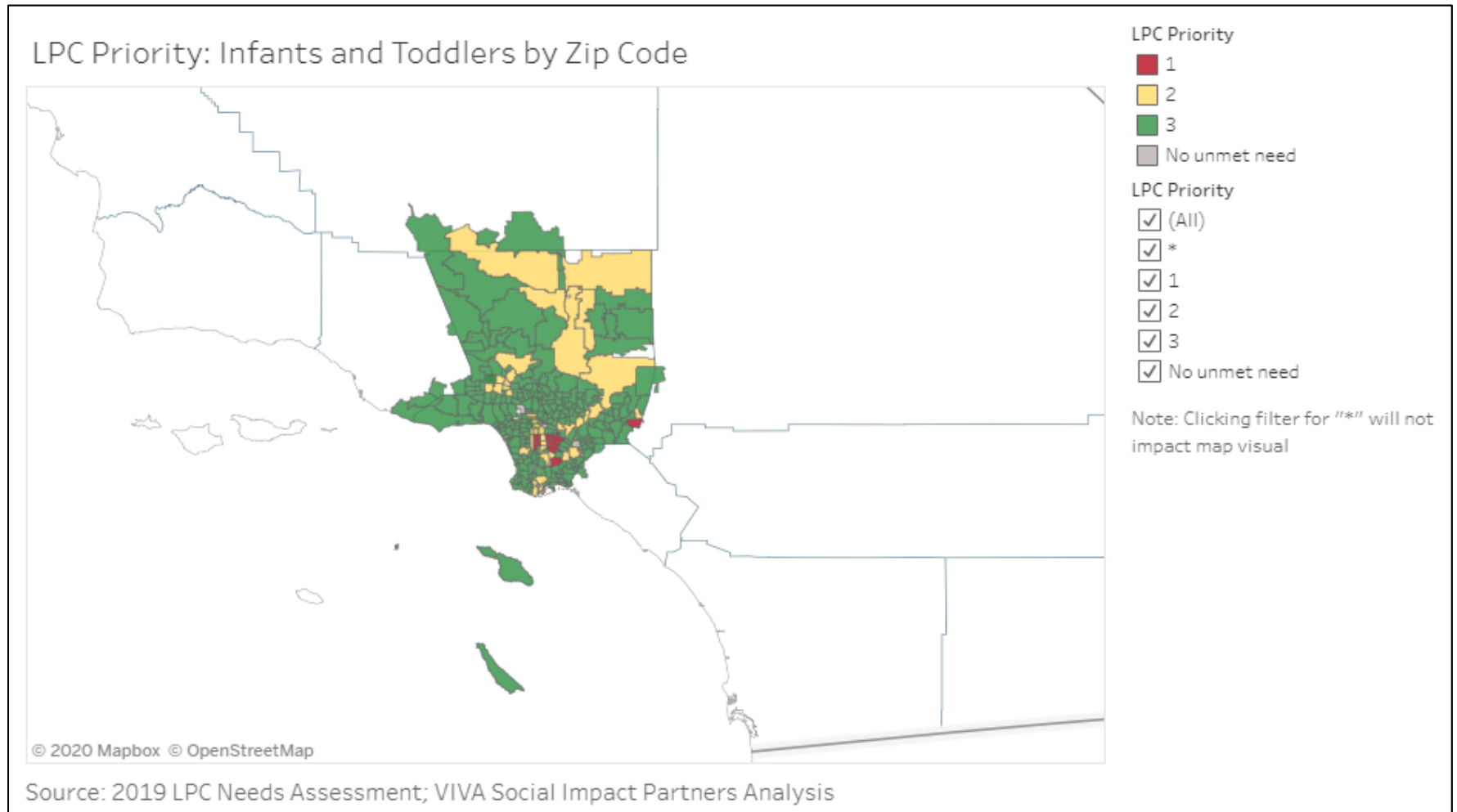
# Service Planning Areas (SPAs)



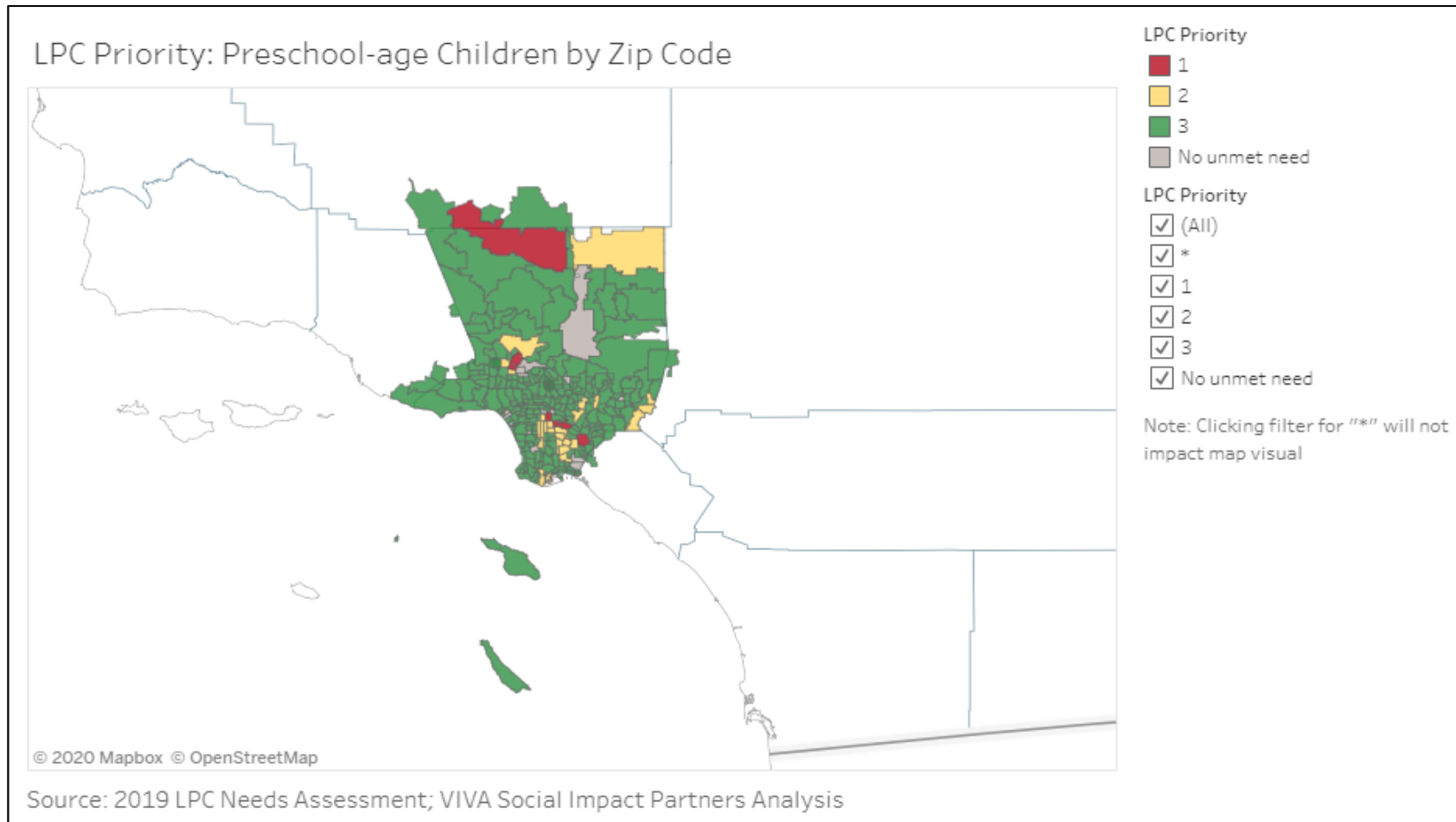
SPAs 6 and 7 have the highest number of priority 1 and 2 zip codes

	Child Care and Development Programs Full-Day Infant and Toddler Services			State Preschool Programs Full- and Part-Day Services		
	Priority Rating			Priority Rating		
	1	2	3	1	2	3
SPA 1	0	5	10	1	1	13
SPA 2	0	8	36	2	3	61
SPA 3	1	5	43	0	5	42
SPA 4	0	3	24	0	0	30
SPA 5	0	0	25	0	0	26
SPA 6	3	10	8	1	9	10
SPA 7	3	4	25	3	3	27
SPA 8	1	3	35	0	4	33
<b>Totals</b>	<b>8</b>	<b>38</b>	<b>206</b>	<b>7</b>	<b>25</b>	<b>242</b>

# Location of Priority 1 Zip Codes for Infants and Toddlers in Red



# Location of Priority 1 Zip Codes for Preschool-age Children in Red



SPAs 6, 7, and 8 have the highest number of priority 1 zip codes

	Child Care and Development Programs School Age Children		
	Priority Rating		
	1	2	3
SPA 1	6	1	8
SPA 2	12	25	15
SPA 3	12	24	13
SPA 4	12	7	11
SPA 5	0	2	18
SPA 6	17	3	1
SPA 7	15	7	10
SPA 8	17	8	10
<b>Totals</b>	<b>91</b>	<b>77</b>	<b>86</b>

## Start Strong Birth Asset Scores

- The California Strong Start Index uses information collected at birth from every child in California, and provides an indexing system to understand the conditions into which babies are born
- Strong Start birth asset scores are the sum of the number of variables present at birth for 12 indicators across four categories: family, health, service, and financial
- The maximum asset score possible for a child is 12, as there is one point possible for each of the 12 indicators
- These scores are then averaged for each census tract (note: VIVA Social Impact Partners converted the census tract data to align with zip codes)
- For more information, please visit **[Strongstartindex.org](http://Strongstartindex.org)**

# LPC Priority 1 and Strong Start Score

## Infant Toddler

Zip Code	Priority Level	Strong Start Asset Score
90003	1	7.7
90044	1	7.7
90262	1	8.5
90805	1	8.5
90255	1	8.5
90201	1	8.6
90280	1	8.7
91766	1	9.1

## Preschool

Zip Code	Priority Level	Strong Start Asset Score
90011	1	7.7
93536	1	7.9
91331	1	8.3
91331	1	8.3
91402	1	8.4
90255	1	8.5
90201	1	8.6
90650	1	9.5

Note: LPC Priority Ratings are based on the following criteria: Priority 1 - 50% or more eligible children not served AND more than 1,500 eligible children not served. Priority 2 - 50% or more eligible children not served AND more than 750 eligible children not served. Priority 3 - 50% or more eligible children not served AND more than 500 eligible children not served. CCPC decided that any zip code with unmet need, even if it does not meet the methodology described above, should receive a Priority 3.

# Strong Start Average Birth Asset Scores: Priority 1 Zip Codes for Infants & Toddlers

## Strong Start: Average Asset Score by Infant & Toddler Priority Zip Codes

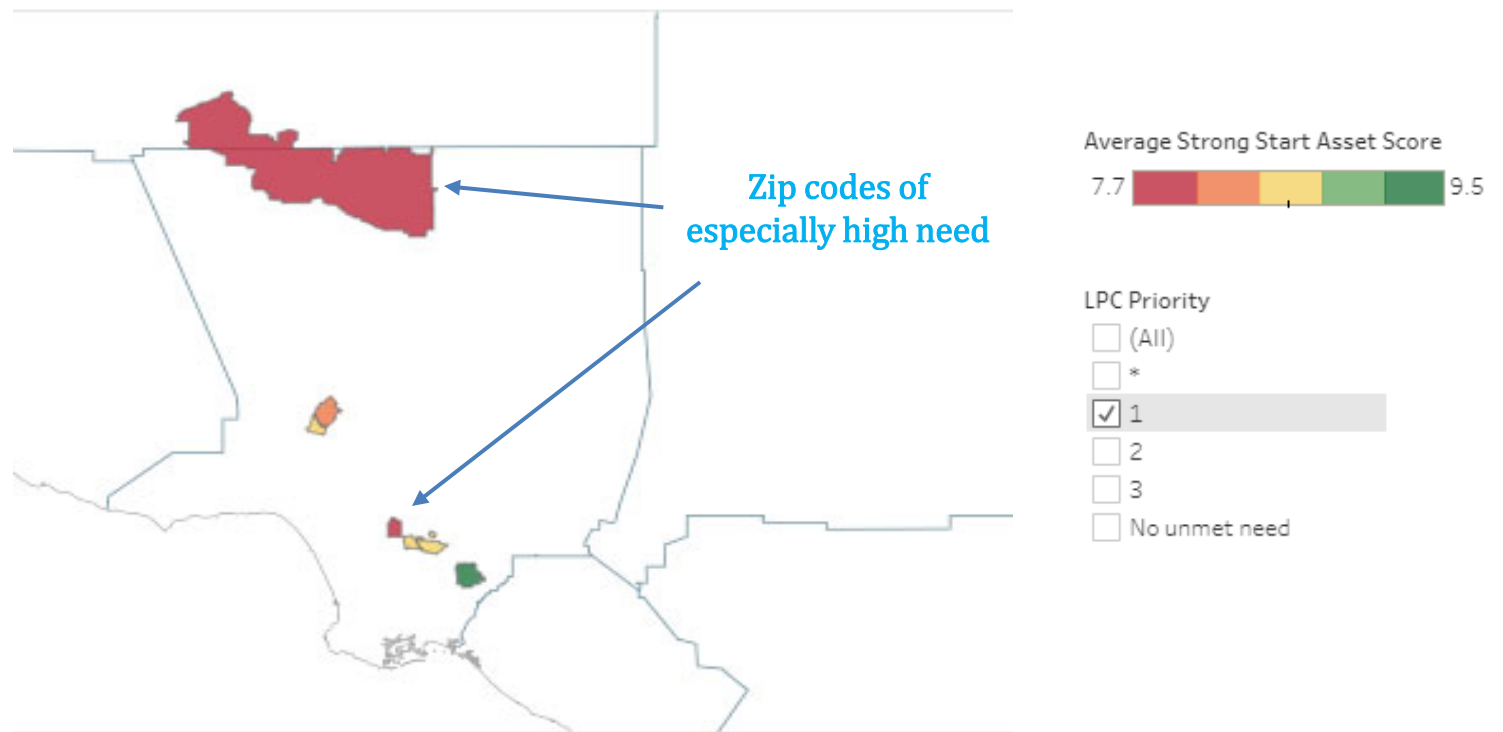


Source: 2019 LPC Local Needs Assessment; VIVA Social Impact Partners Analysis



# Strong Start Average Birth Asset Scores: Priority 1 Zip Codes for Preschoolers

Strong Start: Average Asset Score by Preschool-age Children Priority Zip Codes



Source: 2019 LPC Local Needs Assessment; VIVA Social Impact Partners Analysis

# CHILD CARE PLANNING COMMITTEE ACCESS-INCLUSION WORK GROUP MEMBERS

Alejandra Berrio, Co-chair  
Ariana Oliva, Co-chair

---

Ranae Amezquita  
Larae Cantley  
Fran Chasen  
Cathy Coddington  
Osvaldo Colin  
Maria Harris  
Crystal C. Jones  
Kelly O'Connell  
Nellie Ríos-Parra  
Cherise Roper  
Victoria Tarango  
Veronica Torres  
Cecilia Urrea



## Thank You!

- Michele P. Sartell | Child Care Planning Coordinator  
[msartell@ph.lacounty.gov](mailto:msartell@ph.lacounty.gov) | 323.594. 1244
- Alejandra Berrio | Outreach and Enrollment Manager  
[Alejandra.Berrio@DignityHealth.org](mailto:Alejandra.Berrio@DignityHealth.org) | 213.742.6040
- Ariana Oliva | L.A. Compact Senior Manager  
[aoliva@unitela.com](mailto:aoliva@unitela.com) | 562.685.1488



This page intentionally blank.

**Los Angeles County General Child Care and Development Program (CCTR) Priorities  
Full-Day Infant and Toddler Services  
Fiscal Year 2020-21**

<b>Service Planning Area (SPA) 1</b>		
<b>County Number</b>	<b>Zip Code</b>	<b>LPC Priority</b>
19	93243	3
19	93510	3
19	93532	3
19	93534	3
19	93535	2
19	93536	2
19	93543	3
19	93544	3
19	93550	2
19	93551	2
19	93552	2
19	93553	3
19	93560	3
19	93563	3
19	93591	3

<b>Service Planning Area (SPA) 2</b>		
<b>County Number</b>	<b>Zip Code</b>	<b>LPC Priority</b>
19	90290	3
19	91011	3
19	91020	3
19	91040	3
19	91042	3
19	91046	3
19	91201	3
19	91202	3
19	91203	3
19	91204	3
19	91205	3
19	91206	3
19	91207	3
19	91208	3
19	91210	3
19	91214	3
19	91301	3
19	91302	3
19	91303	3
19	91304	3
19	91306	3
19	91307	3
19	91311	3
19	91316	3
19	91321	3

<b>Service Planning Area (SPA) 2 (continued)</b>		
<b>County Number</b>	<b>Zip Code</b>	<b>LPC Priority</b>
19	91324	3
19	91325	3
19	91326	3
19	91330	3
19	91331	2
19	91335	2
19	91340	3
19	91342	2
19	91343	2
19	91344	3
19	91345	3
19	91350	3
19	91351	3
19	91352	3
19	91354	3
19	91355	3
19	91356	3
19	91361	3
19	91362	3
19	91364	3
19	91367	3
19	91381	3
19	91384	3
19	91387	3
19	91390	3
19	91401	2
19	91402	2
19	91403	3
19	91405	2
19	91406	2
19	91411	3
19	91423	3
19	91436	3
19	91501	3
19	91502	3
19	91504	3
19	91505	3
19	91506	3
19	91601	3
19	91602	3
19	91604	3
19	91605	3
19	91606	3
19	91607	3

Service Planning Area (SPA) 3		
County Number	Zip Code	LPC Priority
19	91001	3
19	91006	3
19	91007	3
19	91008	3
19	91010	3
19	91016	3
19	91024	3
19	91030	3
19	91101	3
19	91103	3
19	91104	3
19	91105	3
19	91106	3
19	91107	3
19	91108	3
19	91702	2
19	91706	2
19	91711	3
19	91722	3
19	91723	3
19	91724	3
19	91731	3
19	91732	2
19	91733	2
19	91740	3
19	91741	3
19	91744	3
19	91745	3
19	91746	3
19	91748	3
19	91750	3
19	91754	3
19	91755	3
19	91759	3
19	91765	3
19	91766	1
19	91767	2
19	91768	3
19	91770	3
19	91773	3
19	91775	3
19	91776	3
19	91780	3
19	91789	3
19	91790	3
19	91791	3
19	91792	3

Service Planning Area (SPA) 3 (continued)		
County Number	Zip Code	LPC Priority
19	91801	3
19	91803	3

Service Planning Area (SPA) 4		
County Number	Zip Code	LPC Priority
19	90004	2
19	90005	3
19	90006	2
19	90010	3
19	90012	3
19	90013	3
19	90014	3
19	90015	No unmet need
19	90017	3
19	90019	3
19	90020	2
19	90021	No unmet need
19	90023	3
19	90026	3
19	90027	3
19	90028	3
19	90029	3
19	90031	3
19	90032	3
19	90033	3
19	90036	3
19	90038	3
19	90039	3
19	90041	3
19	90042	3
19	90046	No unmet need
19	90048	3
19	90057	3
19	90065	3
19	90068	3

Service Plannin Area (SPA) 5		
County Number	Zip Code	LPC Priority
19	90024	3
19	90025	3
19	90034	3
19	90035	3
19	90045	3
19	90049	3
19	90056	3
19	90064	3
19	90066	3



<b>Service Planning Area (SPA) 5 (continued)</b>		
<b>County Number</b>	<b>Zip Code</b>	<b>LPC Priority</b>
19	90067	3
19	90073	3
19	90077	3
19	90094	3
19	90210	3
19	90230	3
19	90232	3
19	90263	3
19	90265	3
19	90272	3
19	90291	3
19	90292	3
19	90293	3
19	90401	3
19	90402	3
19	90403	3
19	90404	3
19	90405	3

<b>Service Planning Area (SPA) 6</b>		
<b>County Number</b>	<b>Zip Code</b>	<b>LPC Priority</b>
19	90001	2
19	90002	2
19	90003	1
19	90007	2
19	90008	3
19	90011	2
19	90016	3
19	90018	3
19	90037	2
19	90043	3
19	90044	1
19	90047	2
19	90059	2
19	90061	3
19	90062	2
19	90089	3
19	90220	2
19	90221	2
19	90222	3
19	90262	1
19	90723	3

<b>Service Planning Area (SPA) 7</b>		
<b>County Number</b>	<b>Zip Code</b>	<b>LPC Priority</b>
19	90022	2
19	90040	3
19	90058	3
19	90063	3
19	90201	1
19	90240	3
19	90241	3
19	90242	3
19	90255	1
19	90270	3
19	90280	1
19	90601	3
19	90602	3
19	90603	3
19	90604	3
19	90605	3
19	90606	3
19	90623	3
19	90630	3
19	90631	3
19	90638	3
19	90640	2
19	90650	2
19	90660	3
19	90670	No unmet need
19	90701	3
19	90703	3
19	90706	2
19	90712	3
19	90713	3
19	90715	3
19	90716	3
19	90755	3

<b>Service Planning Area (SPA) 8</b>		
<b>County Number</b>	<b>Zip Code</b>	<b>LPC Priority</b>
19	90245	3
19	90247	3
19	90248	3
19	90249	3
19	90250	2
19	90254	3
19	90260	3
19	90266	3
19	90274	3
19	90275	3
19	90277	3

Service Planning Area (SPA) 8 Continued		
County Number	Zip Code	LPC Priority
19	90278	3
19	90301	3
19	90302	3
19	90303	3
19	90304	3
19	90305	3
19	90501	3
19	90502	No unmet need
19	90503	3
19	90504	3
19	90505	3
19	90704	3
19	90710	3
19	90717	3
19	90731	2
19	90732	3
19	90744	2
19	90745	3
19	90746	3
19	90802	3
19	90803	3
19	90804	3
19	90805	1
19	90806	3
19	90807	3
19	90808	3
19	90810	3
19	90813	3
19	90814	3
19	90815	3

All zip codes for the County are listed and given a corresponding LPC priority ranking of 1, 2 or 3.

**Signatures:**

LPC Chairperson

\_\_\_\_\_

County Superintendent of  
Schools

\_\_\_\_\_

Board of Supervisors  
Representative

\_\_\_\_\_

Date Submitted

\_\_\_\_\_

This page intentionally blank.



LPC Local Funding Priorities - FY 2020-21  
Background Data

INFANTS AND TODDLERS

Service Planning Area (SPA)	Supervisorial District	Zip Code	Estimated # of Eligible Infants & Toddlers	# of Children Served	# of Children Not Served	Percent Not Served	Priority Level	Strong Start Asset Score
6	2	90001	1,391	250	1,141	82%	2	8.1
6	2	90002	1,399	206	1,193	85%	2	7.8
6	2	90003	1,953	272	1,681	86%	1	7.7
4	2	90004	977	143	834	85%	2	8.5
4	2	90005	796	204	592	74%	3	8.7
4	2	90006	1,343	163	1,180	88%	2	8.1
6	2	90007	1,048	240	808	77%	2	8.0
6	2	90008	243	114	129	53%	3	8.5
4	2	90010	76	1	75	99%	3	9.0
6	2	90011	1,387	247	1,140	82%	2	7.7
4	1	90012	356	66	290	81%	3	9.2
4	1	90013	138	6	132	96%	3	9.6
4	1	90014	82	1	81	99%	3	9.4
4	1	90015	200	209	(9)	-5%	no unmet need	7.7
6	2	90016	355	199	156	44%	3	8.5
4	1	90017	227	48	179	79%	3	8.1
6	2	90018	868	216	652	75%	3	7.9
4	2	90019	701	130	571	81%	3	8.8
4	2	90020	842	63	779	93%	2	8.6
4	1	90021	46	68	(22)	-48%	no unmet need	7.9
7	1	90022	1,177	373	804	68%	2	8.9
4	1	90023	646	269	377	58%	3	8.8
5	3	90024	153	1	152	99%	3	10.4
5	3	90025	136	7	129	95%	3	10.4
4	1	90026	645	335	310	48%	3	9.0
4	3	90027	409	44	365	89%	3	9.9
4	3	90028	257	58	199	77%	3	8.9
4	3	90029	347	104	243	70%	3	8.1
4	1	90031	463	128	335	72%	3	8.8
4	1	90032	564	87	477	85%	3	9.0
4	1	90033	575	205	370	64%	3	8.5
5	2	90034	286	56	230	80%	3	9.9
5	2	90035	246	4	242	98%	3	9.9

Service Planning Area (SPA)	Supervisorial District	Zip Code	Estimated # of Eligible Infants & Toddlers	# of Children Served	# of Children Not Served	Percent Not Served	Priority Level	Strong Start Asset Score
4	3	90036	315	22	293	93%	3	9.7
6	2	90037	1,660	219	1,441	87%	2	7.6
4	3	90038	257	124	133	52%	3	9.0
4	1	90039	206	19	187	91%	3	9.8
7	1	90040	301	42	259	86%	3	8.8
4	1	90041	339	4	335	99%	3	10.1
4	1	90042	744	125	619	83%	3	9.4
6	2	90043	356	172	184	52%	3	8.0
6	2	90044	2,458	473	1,985	81%	1	7.7
5	4	90045	401	18	383	96%	3	10.1
4	3	90046	7	16	(9)	-129%	No unmet need	9.8
6	2	90047	1,342	377	965	72%	2	8.1
4	3	90048	150	6	144	96%	3	10.1
5	3	90049	142	-	142	100%	3	10.5
5	2	90056	77	6	71	92%	3	9.6
4	1	90057	428	69	359	84%	3	8.0
7	1	90058	45	14	31	69%	3	7.8
6	2	90059	1,108	233	875	79%	2	8.0
6	2	90061	721	181	540	75%	3	7.9
6	2	90062	1,004	105	899	90%	2	7.9
7	1	90063	904	221	683	76%	3	8.9
5	2	90064	82	18	64	78%	3	10.4
4	1	90065	557	67	490	88%	3	9.0
5	2	90066	320	31	289	90%	3	10.2
5	3	90067	8	-	8	100%	3	10.1
4	3	90068	159	7	152	96%	3	10.1
5	3	90073	2	-	2	100%	3	
5	3	90077	38	1	37	97%	3	10.4
6	2	90089	82	-	82	100%	3	
5	2	90094	55	6	49	89%	3	#N/A
7	1	90201	2,468	184	2,284	93%	1	8.6
5	3	90210	31	-	31	100%	3	10.1
6	2	90220	1,065	202	863	81%	2	8.4
6	2	90221	1,164	127	1,037	89%	2	8.3
6	2	90222	687	84	603	88%	3	8.2
5	2	90230	317	46	271	85%	3	10.3
5	2	90232	142	3	139	98%	3	10.0
7	4	90240	314	48	266	85%	3	9.5
7	4	90241	512	54	458	89%	3	9.3
7	4	90242	528	156	372	70%	3	9.3

Service Planning Area (SPA)	Supervisorial District	Zip Code	Estimated # of Eligible Infants & Toddlers	# of Children Served	# of Children Not Served	Percent Not Served	Priority Level	Strong Start Asset Score
8	4	90245	113	2	111	98%	3	10.2
8	2	90247	788	162	626	79%	3	9.1
8	2	90248	155	32	123	79%	3	9.0
8	2	90249	388	239	149	38%	3	8.5
8	2	90250	1,568	347	1,221	78%	2	8.8
8	4	90254	131	-	131	100%	3	10.4
7	1	90255	1,776	119	1,657	93%	1	8.5
8	2	90260	512	35	477	93%	3	9.1
6	2	90262	2,033	116	1,917	94%	1	8.5
5	3	90263	3	-	3	100%	3	#N/A
5	3	90265	37	-	37	100%	3	10.8
8	4	90266	237	2	235	99%	3	10.2
7	1	90270	667	30	637	96%	3	8.6
5	3	90272	64	-	64	100%	3	10.6
8	4	90274	55	-	55	100%	3	10.0
8	4	90275	91	1	90	99%	3	9.9
8	4	90277	202	5	197	98%	3	10.0
8	4	90278	271	9	262	97%	3	10.1
7	1	90280	2,752	188	2,564	93%	1	8.7
2	3	90290	12	1	11	92%	3	10.7
5	3	90291	193	8	185	96%	3	10.4
5	4	90292	215	3	212	99%	3	10.3
5	2	90293	120	5	115	96%	3	10.4
8	2	90301	546	268	278	51%	3	8.6
8	2	90302	437	67	370	85%	3	8.5
8	2	90303	394	77	317	80%	3	8.3
8	2	90304	463	38	425	92%	3	8.3
8	2	90305	222	31	191	86%	3	8.9
5	3	90401	20	1	19	95%	3	10.2
5	3	90402	37	-	37	100%	3	10.2
5	3	90403	71	1	70	99%	3	10.7
5	3	90404	62	6	56	90%	3	10.6
5	3	90405	78	4	74	95%	3	10.3
8	4	90501	605	128	477	79%	3	9.1
8	2	90502	103	117	(14)	-14%	No unmet need	8.9
8	4	90503	388	17	371	96%	3	9.8
8	4	90504	281	17	264	94%	3	9.5
8	4	90505	238	13	225	95%	3	9.8
7	4	90601	354	31	323	91%	3	9.8
7	4	90602	291	32	259	89%	3	9.6

Service Planning Area (SPA)	Supervisorial District	Zip Code	Estimated # of Eligible Infants & Toddlers	# of Children Served	# of Children Not Served	Percent Not Served	Priority Level	Strong Start Asset Score
7	4	90603	231	6	225	97%	3	10.2
7	4	90604	223	39	184	83%	3	9.7
7	4	90605	289	24	265	92%	3	9.6
7	1	90606	352	46	306	87%	3	9.2
7	4	90623	179	5	174	97%	3	10.9
7	4	90630	547	17	530	97%	3	9.1
7	4	90631	800	79	721	90%	3	#N/A
7	4	90638	280	17	263	94%	3	10.2
7	1	90640	860	97	763	89%	2	9.5
7	4	90650	1,151	254	897	78%	2	9.5
7	1	90660	865	199	666	77%	3	9.4
7	1	90670	86	100	(14)	-16%	No unmet need	9.8
7	4	90701	133	17	116	87%	3	10.0
7	4	90703	396	10	386	97%	3	10.1
8	4	90704	8	2	6	75%	3	8.8
7	4	90706	1,030	148	882	86%	2	9.1
8	4	90710	460	165	295	64%	3	8.9
7	4	90712	265	26	239	90%	3	10.2
7	4	90713	223	10	213	96%	3	10.2
7	4	90715	162	31	131	81%	3	9.7
7	4	90716	113	51	62	55%	3	9.0
8	4	90717	66	28	38	58%	3	9.5
6	4	90723	756	56	700	93%	3	8.7
8	4	90731	1,211	118	1,093	90%	2	8.6
8	4	90732	427	5	422	99%	3	9.2
8	4	90744	1,093	192	901	82%	2	8.1
8	2	90745	329	79	250	76%	3	9.0
8	2	90746	160	76	84	53%	3	9.0
7	4	90755	118	45	73	62%	3	9.7
8	4	90802	562	57	505	90%	3	9.0
8	4	90803	147	3	144	98%	3	10.6
8	4	90804	340	89	251	74%	3	9.7
8	4	90805	2,252	324	1,928	86%	1	8.5
8	4	90806	759	126	633	83%	3	8.7
8	4	90807	760	35	725	95%	3	9.9
8	4	90808	139	9	130	94%	3	10.6
8	4	90810	635	129	506	80%	3	8.5
8	4	90813	870	237	633	73%	3	8.1
8	4	90814	129	11	118	91%	3	10.4
8	4	90815	147	35	112	76%	3	10.4



Service Planning Area (SPA)	Supervisorial District	Zip Code	Estimated # of Eligible Infants & Toddlers	# of Children Served	# of Children Not Served	Percent Not Served	Priority Level	Strong Start Asset Score
3	5	91001	227	62	165	73%	3	9.7
3	5	91006	440	5	435	99%	3	10.5
3	5	91007	466	2	464	100%	3	10.5
3	5	91008	21	-	21	100%	3	10.0
3	5	91010	401	19	382	95%	3	10.0
2	5	91011	127	-	127	100%	3	10.6
3	5	91016	504	19	485	96%	3	10.2
2	5	91020	53	2	51	96%	3	#N/A
3	5	91024	68	2	66	97%	3	10.8
3	5	91030	219	21	198	90%	3	10.4
2	5	91040	182	16	166	91%	3	9.2
2	5	91042	246	39	207	84%	3	9.8
2	5	91046	1	-	1	100%	3	#N/A
3	5	91101	268	30	238	89%	3	9.7
3	5	91103	359	120	239	67%	3	9.5
3	5	91104	444	43	401	90%	3	9.9
3	5	91105	148	3	145	98%	3	10.5
3	5	91106	318	17	301	95%	3	10.6
3	5	91107	397	10	387	97%	3	10.8
3	5	91108	185	-	185	100%	3	10.8
2	5	91201	130	15	115	88%	3	9.9
2	5	91202	130	13	117	90%	3	10.1
2	5	91203	75	14	61	81%	3	10.0
2	5	91204	91	28	63	69%	3	9.3
2	5	91205	215	65	150	70%	3	9.3
2	5	91206	188	30	158	84%	3	10.2
2	5	91207	59	8	51	86%	3	10.5
2	5	91208	93	8	85	91%	3	10.4
2	5	91210	2	-	2	100%	3	#N/A
2	5	91214	183	7	176	96%	3	10.6
2	3	91301	47	-	47	100%	3	10.9
2	3	91302	47	1	46	98%	3	10.6
2	3	91303	206	47	159	77%	3	9.5
2	5	91304	623	70	553	89%	3	9.7
2	3	91306	405	47	358	88%	3	9.3
2	3	91307	186	10	176	95%	3	10.5
2	5	91311	550	154	396	72%	3	10.0
2	3	91316	370	27	343	93%	3	10.3
2	5	91321	367	30	337	92%	3	9.5
2	3	91324	423	34	389	92%	3	9.6

Service Planning Area (SPA)	Supervisorial District	Zip Code	Estimated # of Eligible Infants & Toddlers	# of Children Served	# of Children Not Served	Percent Not Served	Priority Level	Strong Start Asset Score
2	3	91325	479	37	442	92%	3	9.8
2	5	91326	509	14	495	97%	3	10.4
2	3	91330	40	1	39	98%	3	9.5
2	3	91331	1,303	324	979	75%	2	8.3
2	3	91335	1,007	106	901	89%	2	9.4
2	3	91340	420	140	280	67%	3	8.4
2	3	91342	1,187	248	939	79%	2	8.6
2	3	91343	1,059	124	935	88%	2	9.0
2	5	91344	689	29	660	96%	3	10.0
2	3	91345	330	39	291	88%	3	9.2
2	5	91350	349	15	334	96%	3	10.3
2	5	91351	340	27	313	92%	3	9.5
2	3	91352	425	82	343	81%	3	8.6
2	5	91354	300	11	289	96%	3	10.1
2	5	91355	343	12	331	97%	3	10.3
2	3	91356	404	19	385	95%	3	10.2
2	3	91361	91	-	91	100%	3	11.0
2	3	91362	203	3	200	99%	3	10.9
2	3	91364	197	11	186	94%	3	10.6
2	3	91367	298	22	276	93%	3	10.5
2	5	91381	210	3	207	99%	3	10.6
2	5	91384	310	15	295	95%	3	10.0
2	5	91387	424	48	376	89%	3	9.7
2	5	91390	205	5	200	98%	3	9.3
2	3	91401	867	64	803	93%	2	9.3
2	3	91402	1,297	241	1,056	81%	2	8.4
2	3	91403	193	14	179	93%	3	10.3
2	3	91405	1,127	108	1,019	90%	2	8.8
2	3	91406	932	88	844	91%	2	9.3
2	3	91411	544	39	505	93%	3	9.7
2	3	91423	338	19	319	94%	3	10.2
2	3	91436	154	1	153	99%	3	10.6
2	5	91501	73	8	65	89%	3	10.0
2	5	91502	40	11	29	73%	3	9.7
2	5	91504	105	21	84	80%	3	9.7
2	5	91505	112	5	107	96%	3	9.7
2	5	91506	67	7	60	90%	3	9.2
2	3	91601	97	33	64	66%	3	9.2
2	3	91602	62	8	54	87%	3	10.1
2	3	91604	118	7	111	94%	3	10.1

Service Planning Area (SPA)	Supervisorial District	Zip Code	Estimated # of Eligible Infants & Toddlers	# of Children Served	# of Children Not Served	Percent Not Served	Priority Level	Strong Start Asset Score
2	3	91605	364	132	232	64%	3	8.7
2	3	91606	139	66	73	53%	3	8.7
2	3	91607	87	13	74	85%	3	9.9
3	1	91702	913	87	826	90%	2	9.5
3	1	91706	1,116	289	827	74%	2	9.2
3	5	91711	200	18	182	91%	3	10.4
3	5	91722	474	39	435	92%	3	9.7
3	5	91723	254	31	223	88%	3	9.6
3	5	91724	279	20	259	93%	3	9.9
3	1	91731	608	371	237	39%	3	9.4
3	1	91732	1,273	93	1,180	93%	2	8.9
3	1	91733	877	77	800	91%	2	9.1
3	5	91740	140	21	119	85%	3	10.1
3	5	91741	154	10	144	94%	3	10.2
3	1	91744	802	249	553	69%	3	9.4
3	4	91745	617	36	581	94%	3	10.4
3	1	91746	265	79	186	70%	3	9.7
3	4	91748	709	29	680	96%	3	10.5
3	5	91750	183	13	170	93%	3	10.3
3	1	91754	319	28	291	91%	3	10.3
3	1	91755	268	28	240	90%	3	9.9
3	5	91759	6	-	6	100%	3	#N/A
3	4	91765	725	4	721	99%	3	10.8
3	1	91766	1,810	253	1,557	86%	1	9.1
3	1	91767	1,200	290	910	76%	2	8.9
3	1	91768	865	134	731	85%	3	9.0
3	1	91770	611	86	525	86%	3	9.6
3	5	91773	194	18	176	91%	3	10.4
3	5	91775	329	8	321	98%	3	10.5
3	5	91776	507	20	487	96%	3	10.0
3	5	91780	471	10	461	98%	3	10.1
3	1	91789	639	16	623	97%	3	10.4
3	5	91790	506	57	449	89%	3	9.7
3	5	91791	385	38	347	90%	3	10.0
3	5	91792	367	23	344	94%	3	10.1
3	5	91801	451	46	405	90%	3	10.0
3	5	91803	259	27	232	90%	3	10.1
1	5	93243	31	1	30	97%	3	#N/A
1	5	93510	83	3	80	96%	3	#N/A
1	5	93532	31	2	29	94%	3	8.6

Service Planning Area (SPA)	Supervisorial District	Zip Code	Estimated # of Eligible Infants & Toddlers	# of Children Served	# of Children Not Served	Percent Not Served	Priority Level	Strong Start Asset Score
1	5	93534	721	150	571	79%	3	7.1
1	5	93535	1,225	263	962	79%	2	6.7
1	5	93536	1,306	113	1,193	91%	2	7.9
1	5	93543	135	15	120	89%	3	7.6
1	5	93544	14	-	14	100%	3	6.6
1	5	93550	1,594	254	1,340	84%	2	6.9
1	5	93551	1,045	81	964	92%	2	8.2
1	5	93552	816	55	761	93%	2	7.2
1	5	93553	22	6	16	73%	3	#N/A
1	5	93560	399	21	378	95%	3	6.6
1	5	93563	5	-	5	100%	3	#N/A
1	5	93591	75	8	67	89%	3	6.6

**Los Angeles County California State Preschool (CSPP) Priorities  
Full-Day and Part-Day State Preschool  
Fiscal Year 2020-21**

<b>Service Planning Area (SPA) 1</b>		
<b>County Number</b>	<b>Zip Code</b>	<b>LPC Priority</b>
19	93243	3
19	93510	3
19	93532	3
19	93534	3
19	93535	2
19	93536	1
19	93543	3
19	93544	3
19	93550	No unmet need
19	93551	3
19	93552	3
19	93553	3
19	93560	3
19	93563	3
19	93591	3

<b>Service Planning Area (SPA) 2</b>		
<b>County Number</b>	<b>Zip Code</b>	<b>LPC Priority</b>
19	90290	3
19	91011	3
19	91020	3
19	91040	3
19	91042	3
19	91046	3
19	91201	3
19	91202	3
19	91203	3
19	91204	3
19	91205	3
19	91206	3
19	91207	3
19	91208	3
19	91210	3
19	91214	3
19	91301	3
19	91302	3
19	91303	3
19	91304	3
19	91306	3
19	91307	3
19	91311	3
19	91316	3
19	91321	3

<b>Service Planning Area (SPA) 2 (continued)</b>		
<b>County Number</b>	<b>Zip Code</b>	<b>LPC Priority</b>
19	91324	3
19	91325	3
19	91326	3
19	91330	3
19	91331	1
19	91335	3
19	91340	3
19	91342	2
19	91343	2
19	91344	3
19	91345	3
19	91350	3
19	91351	3
19	91352	No unmet need
19	91354	3
19	91355	3
19	91356	3
19	91361	3
19	91362	3
19	91364	3
19	91367	3
19	91381	3
19	91384	3
19	91387	3
19	91390	3
19	91401	3
19	91402	1
19	91403	3
19	91405	2
19	91406	3
19	91411	3
19	91423	3
19	91436	3
19	91501	3
19	91502	3
19	91504	3
19	91505	3
19	91506	3
19	91601	3
19	91602	3
19	91604	3
19	91605	No unmet need
19	91606	No unmet need
19	91607	3

Service Planning Area (SPA) 3		
County Number	Zip Code	LPC Priority
19	91001	3
19	91006	3
19	91007	3
19	91008	3
19	91010	3
19	91016	3
19	91024	3
19	91030	3
19	91101	3
19	91103	No unmet need
19	91104	3
19	91105	3
19	91106	3
19	91107	3
19	91108	3
19	91702	3
19	91706	3
19	91711	3
19	91722	3
19	91723	No unmet need
19	91724	3
19	91731	3
19	91732	2
19	91733	3
19	91740	3
19	91741	3
19	91744	3
19	91745	3
19	91746	3
19	91748	3
19	91750	3
19	91754	3
19	91755	3
19	91759	3
19	91765	2
19	91766	2
19	91767	2
19	91768	3
19	91770	2
19	91773	3
19	91775	3
19	91776	3
19	91780	3
19	91789	3
19	91790	3
19	91791	3
19	91792	3

<b>Service Planning Area (SPA) 3 (continued)</b>		
<b>County Number</b>	<b>Zip Code</b>	<b>LPC Priority</b>
19	91801	3
19	91803	3

<b>Service Planning Area (SPA) 4</b>		
<b>County Number</b>	<b>Zip Code</b>	<b>LPC Priority</b>
19	90004	3
19	90005	3
19	90006	3
19	90010	3
19	90012	3
19	90013	3
19	90014	3
19	90015	3
19	90017	3
19	90019	3
19	90020	3
19	90021	No unmet need
19	90023	3
19	90026	3
19	90027	3
19	90028	3
19	90029	3
19	90031	3
19	90032	3
19	90033	3
19	90036	3
19	90038	3
19	90039	3
19	90041	3
19	90042	3
19	90046	3
19	90048	3
19	90057	3
19	90065	3
19	90068	3
19	90069	3

<b>Service Plannin Area (SPA) 5</b>		
<b>County Number</b>	<b>Zip Code</b>	<b>LPC Priority</b>
19	90024	3
19	90025	3
19	90034	3
19	90035	3
19	90045	3
19	90049	3
19	90056	3
19	90064	3



<b>Service Plannin Area (SPA) 5 (continued)</b>		
<b>County Number</b>	<b>Zip Code</b>	<b>LPC Priority</b>
19	90066	3
19	90067	3
19	90073	3
19	90077	3
19	90094	3
19	90210	3
19	90211	3
19	90212	3
19	90230	3
19	90232	3
19	90263	3
19	90265	3
19	90272	3
19	90291	3
19	90292	3
19	90293	3
19	90401	3
19	90402	3
19	90403	3
19	90404	No unmet need
19	90405	No unmet need

<b>Service Planning Area (SPA) 6</b>		
<b>County Number</b>	<b>Zip Code</b>	<b>LPC Priority</b>
19	90001	2
19	90002	2
19	90003	2
19	90007	No unmet need
19	90008	3
19	90011	1
19	90016	3
19	90018	3
19	90037	2
19	90043	3
19	90044	2
19	90047	2
19	90059	3
19	90061	3
19	90062	3
19	90089	3
19	90220	3
19	90221	2
19	90222	3
19	90262	2
19	90723	2

<b>Service Planning Area (SPA) 7</b>		
<b>County Number</b>	<b>Zip Code</b>	<b>LPC Priority</b>
19	90022	3
19	90040	3
19	90058	3
19	90063	3
19	90201	1
19	90240	3
19	90241	3
19	90242	3
19	90255	1
19	90270	3
19	90280	2
19	90601	3
19	90602	3
19	90603	3
19	90604	3
19	90605	3
19	90606	3
19	90623	3
19	90630	3
19	90631	3
19	90638	3
19	90640	2
19	90650	1
19	90660	3
19	90670	3
19	90701	3
19	90703	3
19	90706	2
19	90712	3
19	90713	3
19	90715	3
19	90716	3
19	90755	3

<b>Service Planning Area (SPA) 8</b>		
<b>County Number</b>	<b>Zip Code</b>	<b>LPC Priority</b>
19	90245	3
19	90247	2
19	90248	3
19	90249	3
19	90250	3
19	90254	3
19	90260	3
19	90266	3
19	90274	3
19	90275	3
19	90277	3

Service Planning Area (SPA) 8 Continued		
County Number	Zip Code	LPC Priority
19	90278	3
19	90301	3
19	90302	3
19	90303	3
19	90304	No unmet need
19	90305	3
19	90501	3
19	90502	3
19	90503	3
19	90504	No unmet need
19	90505	3
19	90704	3
19	90710	3
19	90717	3
19	90731	2
19	90732	3
19	90744	3
19	90745	3
19	90746	3
19	90802	3
19	90803	3
19	90804	3
19	90805	2
19	90806	3
19	90807	2
19	90808	No unmet need
19	90810	3
19	90813	3
19	90814	3
19	90815	No unmet need

All zip codes for the County are listed and given a corresponding LPC priority ranking of 1, 2 or 3.

**Signatures:**

LPC Chairperson

\_\_\_\_\_

County Superintendent of  
Schools

\_\_\_\_\_

Board of Supervisors  
Representative

\_\_\_\_\_

Date Submitted

\_\_\_\_\_

This page intentionally blank.



LPC Local Funding Priorities - FY 2020-21  
Background Data

**PRESCHOOL AGE CHILDREN**

Service Planning Area (SPA)	Supervisorial District	Zip Code	Estimated # of Eligible 3 and 4 Year Olds	# of Children Served	# of Children Not Served	Percent Not Served	Priority Level	Strong Start Asset Score
6	2	90001	1,962	735	1,227	63%	2	8.1
6	2	90002	1,846	723	1,123	61%	2	7.8
6	2	90003	2,429	1,032	1,397	58%	2	7.7
4	2	90004	997	322	675	68%	3	8.5
4	2	90005	722	236	486	67%	3	8.7
4	2	90006	1,270	737	533	42%	3	8.1
6	2	90007	726	751	(25)	-3%	No unmet need	8.0
6	2	90008	643	261	382	59%	3	8.5
4	2	90010	67	8	59	88%	3	9.0
6	2	90011	3,362	1,628	1,734	52%	1	7.7
4	1	90012	551	157	394	72%	3	9.2
4	1	90013	206	13	193	94%	3	9.6
4	1	90014	122	2	120	98%	3	9.4
4	1	90015	354	140	214	60%	3	7.7
6	2	90016	973	558	415	43%	3	8.5
4	1	90017	460	404	56	12%	3	8.1
6	2	90018	923	537	386	42%	3	7.9
4	2	90019	526	354	172	33%	3	8.8
4	2	90020	767	200	567	74%	3	8.6
4	1	90021	69	101	(32)	-46%	No unmet need	7.9
7	1	90022	1,188	956	232	20%	3	8.9
4	1	90023	798	639	159	20%	3	8.8
5	3	90024	252	4	248	98%	3	10.4
5	3	90025	225	56	169	75%	3	10.4
4	1	90026	1,321	677	644	49%	3	9.0
4	3	90027	579	169	410	71%	3	9.9
4	3	90028	320	132	188	59%	3	8.9
4	3	90029	453	177	276	61%	3	8.1
4	1	90031	582	389	193	33%	3	8.8
4	1	90032	547	332	215	39%	3	9.0
4	1	90033	852	588	264	31%	3	8.5
5	2	90034	535	223	312	58%	3	9.9
5	2	90035	171	23	148	87%	3	9.9



Service Planning Area (SPA)	Supervisorial District	Zip Code	Estimated # of Eligible 3 and 4 Year Olds	# of Children Served	# of Children Not Served	Percent Not Served	Priority Level	Strong Start Asset Score
4	3	90036	211	31	180	85%	3	9.7
6	2	90037	1,897	741	1,156	61%	2	7.6
4	3	90038	321	257	64	20%	3	9.0
4	1	90039	399	84	315	79%	3	9.8
7	1	90040	390	106	284	73%	3	8.8
4	1	90041	329	59	270	82%	3	10.1
4	1	90042	723	409	314	43%	3	9.4
6	2	90043	815	430	385	47%	3	8.0
6	2	90044	2,679	1,255	1,424	53%	2	7.7
5	4	90045	369	42	327	89%	3	10.1
4	3	90046	165	41	124	75%	3	9.8
6	2	90047	1,450	443	1,007	69%	2	8.1
4	3	90048	110	11	99	90%	3	10.1
5	3	90049	235	5	230	98%	3	10.5
5	2	90056	71	16	55	77%	3	9.6
4	1	90057	876	445	431	49%	3	8.0
7	1	90058	104	48	56	54%	3	7.8
6	2	90059	1,398	671	727	52%	3	8.0
6	2	90061	903	440	463	51%	3	7.9
6	2	90062	908	357	551	61%	3	7.9
7	1	90063	970	638	332	34%	3	8.9
5	2	90064	135	40	95	70%	3	10.4
4	1	90065	547	241	306	56%	3	9.0
5	2	90066	371	128	243	65%	3	10.2
5	3	90067	13	-	13	100%	3	10.1
4	3	90068	210	23	187	89%	3	10.1
4	3	90069	67	4	63	94%	3	9.6
5	3	90073	3	-	3	100%	3	
5	3	90077	64	-	64	100%	3	10.4
6	2	90089	56	-	56	100%	3	
5	2	90094	49	6	43	88%	3	#N/A
7	1	90201	3,224	1,097	2,127	66%	1	8.6
5	3	90210	98	-	98	100%	3	10.1
5	3	90211	28	4	24	86%	3	9.8
5	3	90212	37	1	36	97%	3	#N/A
6	2	90220	1,432	845	587	41%	3	8.4
6	2	90221	1,553	538	1,015	65%	2	8.3
6	2	90222	923	449	474	51%	3	8.2
5	2	90230	287	167	120	42%	3	10.3
5	2	90232	131	38	93	71%	3	10.0

Service Planning Area (SPA)	Supervisorial District	Zip Code	Estimated # of Eligible 3 and 4 Year Olds	# of Children Served	# of Children Not Served	Percent Not Served	Priority Level	Strong Start Asset Score
7	4	90240	391	284	107	27%	3	9.5
7	4	90241	669	161	508	76%	3	9.3
7	4	90242	658	278	380	58%	3	9.3
8	4	90245	15	6	9	60%	3	10.2
8	2	90247	1,200	277	923	77%	2	9.1
8	2	90248	238	60	178	75%	3	9.0
8	2	90249	651	450	201	31%	3	8.5
8	2	90250	1,951	1,198	753	39%	3	8.8
8	4	90254	17	2	15	88%	3	10.4
7	1	90255	2,501	934	1,567	63%	1	8.5
8	2	90260	853	356	497	58%	3	9.1
6	2	90262	1,747	792	955	55%	2	8.5
5	3	90263	8	-	8	100%	3	#N/A
5	3	90265	96	1	95	99%	3	10.8
8	4	90266	31	1	30	97%	3	10.2
7	1	90270	872	337	535	61%	3	8.6
5	3	90272	131	2	129	98%	3	10.6
8	4	90274	225	2	223	99%	3	10.0
8	4	90275	372	6	366	98%	3	9.9
8	4	90277	91	10	81	89%	3	10.0
8	4	90278	37	24	13	35%	3	10.1
7	1	90280	2,365	953	1,412	60%	2	8.7
2	3	90290	31	3	28	90%	3	10.7
5	3	90291	169	49	120	71%	3	10.4
5	4	90292	193	5	188	97%	3	10.3
5	2	90293	109	5	104	95%	3	10.4
8	2	90301	775	386	389	50%	3	8.6
8	2	90302	619	397	222	36%	3	8.5
8	2	90303	555	310	245	44%	3	8.3
8	2	90304	591	633	(42)	-7%	No unmet need	8.3
8	2	90305	316	67	249	79%	3	8.9
5	3	90401	15	11	4	27%	3	10.2
5	3	90402	37	-	37	100%	3	10.2
5	3	90403	54	15	39	72%	3	10.7
5	3	90404	47	131	(84)	-179%	No unmet need	10.6
5	3	90405	62	108	(46)	-74%	No unmet need	10.3
8	4	90501	543	165	378	70%	3	9.1
8	2	90502	268	21	247	92%	3	8.9
8	4	90503	117	57	60	51%	3	9.8
8	4	90504	85	98	(13)	-15%	No unmet need	9.5

Service Planning Area (SPA)	Supervisorial District	Zip Code	Estimated # of Eligible 3 and 4 Year Olds	# of Children Served	# of Children Not Served	Percent Not Served	Priority Level	Strong Start Asset Score
8	4	90505	175	32	143	82%	3	9.8
7	4	90601	571	273	298	52%	3	9.8
7	4	90602	451	123	328	73%	3	9.6
7	4	90603	352	23	329	93%	3	10.2
7	4	90604	691	254	437	63%	3	9.7
7	4	90605	705	320	385	55%	3	9.6
7	1	90606	565	377	188	33%	3	9.2
7	4	90623	203	30	173	85%	3	10.9
7	4	90630	623	90	533	86%	3	9.1
7	4	90631	883	226	657	74%	3	#N/A
7	4	90638	857	123	734	86%	3	10.2
7	1	90640	1,212	427	785	65%	2	9.5
7	4	90650	3,398	1,234	2,164	64%	1	9.5
7	1	90660	1,220	755	465	38%	3	9.4
7	1	90670	265	168	97	37%	3	9.8
7	4	90701	251	104	147	59%	3	10.0
7	4	90703	761	90	671	88%	3	10.1
8	4	90704	36	-	36	100%	3	8.8
7	4	90706	1,919	704	1,215	63%	2	9.1
8	4	90710	581	155	426	73%	3	8.9
7	4	90712	490	93	397	81%	3	10.2
7	4	90713	425	52	373	88%	3	10.2
7	4	90715	309	162	147	48%	3	9.7
7	4	90716	215	130	85	40%	3	9.0
8	4	90717	207	135	72	35%	3	9.5
6	4	90723	1,274	436	838	66%	2	8.7
8	4	90731	1,448	392	1,056	73%	2	8.6
8	4	90732	511	41	470	92%	3	9.2
8	4	90744	1,306	645	661	51%	3	8.1
8	2	90745	851	194	657	77%	3	9.0
8	2	90746	395	141	254	64%	3	9.0
7	4	90755	182	109	73	40%	3	9.7
8	4	90802	751	241	510	68%	3	9.0
8	4	90803	82	8	74	90%	3	10.6
8	4	90804	450	243	207	46%	3	9.7
8	4	90805	2,638	1,285	1,353	51%	2	8.5
8	4	90806	935	717	218	23%	3	8.7
8	4	90807	890	80	810	91%	2	9.9
8	4	90808	20	37	(17)	-85%	No unmet need	10.6
8	4	90810	822	443	379	46%	3	8.5



Service Planning Area (SPA)	Supervisorial District	Zip Code	Estimated # of Eligible 3 and 4 Year Olds	# of Children Served	# of Children Not Served	Percent Not Served	Priority Level	Strong Start Asset Score
8	4	90813	1,148	721	427	37%	3	8.1
8	4	90814	143	28	115	80%	3	10.4
8	4	90815	23	161	(138)	-600%	No unmet need	10.4
3	5	91001	267	255	12	4%	3	9.7
3	5	91006	409	27	382	93%	3	10.5
3	5	91007	424	37	387	91%	3	10.5
3	5	91008	22	1	21	95%	3	10.0
3	5	91010	422	209	213	50%	3	10.0
2	5	91011	150	2	148	99%	3	10.6
3	5	91016	506	256	250	49%	3	10.2
2	5	91020	67	14	53	79%	3	#N/A
3	5	91024	81	18	63	78%	3	10.8
3	5	91030	215	17	198	92%	3	10.4
2	5	91040	139	63	76	55%	3	9.2
2	5	91042	188	174	14	7%	3	9.8
2	5	91046	2	-	2	100%	3	#N/A
3	5	91101	208	104	104	50%	3	9.7
3	5	91103	279	608	(329)	-118%	No unmet need	9.5
3	5	91104	358	254	104	29%	3	9.9
3	5	91105	114	15	99	87%	3	10.5
3	5	91106	246	84	162	66%	3	10.6
3	5	91107	335	70	265	79%	3	10.8
3	5	91108	168	1	167	99%	3	10.8
2	5	91201	203	94	109	54%	3	9.9
2	5	91202	204	60	144	71%	3	10.1
2	5	91203	117	86	31	26%	3	10.0
2	5	91204	143	87	56	39%	3	9.3
2	5	91205	338	249	89	26%	3	9.3
2	5	91206	295	231	64	22%	3	10.2
2	5	91207	94	16	78	83%	3	10.5
2	5	91208	145	11	134	92%	3	10.4
2	5	91210	3	-	3	100%	3	#N/A
2	5	91214	249	17	232	93%	3	10.6
2	3	91301	125	2	123	98%	3	10.9
2	3	91302	126	2	124	98%	3	10.6
2	3	91303	395	238	157	40%	3	9.5
2	5	91304	441	261	180	41%	3	9.7
2	3	91306	593	219	374	63%	3	9.3
2	3	91307	347	26	321	93%	3	10.5
2	5	91311	198	101	97	49%	3	10.0

Service Planning Area (SPA)	Supervisorial District	Zip Code	Estimated # of Eligible 3 and 4 Year Olds	# of Children Served	# of Children Not Served	Percent Not Served	Priority Level	Strong Start Asset Score
2	3	91316	371	64	307	83%	3	10.3
2	5	91321	571	148	423	74%	3	9.5
2	3	91324	148	121	27	18%	3	9.6
2	3	91325	248	129	119	48%	3	9.8
2	5	91326	205	25	180	88%	3	10.4
2	3	91330	14	2	12	86%	3	9.5
2	3	91331	2,766	1,142	1,624	59%	1	8.3
2	3	91335	1,025	429	596	58%	3	9.4
2	3	91340	879	374	505	57%	3	8.4
2	3	91342	1,611	506	1,105	69%	2	8.6
2	3	91343	1,620	584	1,036	64%	2	9.0
2	5	91344	765	187	578	76%	3	10.0
2	3	91345	554	134	420	76%	3	9.2
2	5	91350	498	44	454	91%	3	10.3
2	5	91351	526	159	367	70%	3	9.5
2	3	91352	325	424	(99)	-30%	No unmet need	8.6
2	5	91354	464	20	444	96%	3	10.1
2	5	91355	534	24	510	96%	3	10.3
2	3	91356	406	109	297	73%	3	10.2
2	3	91361	158	9	149	94%	3	11.0
2	3	91362	306	34	272	89%	3	10.9
2	3	91364	373	16	357	96%	3	10.6
2	3	91367	559	59	500	89%	3	10.5
2	5	91381	201	17	184	92%	3	10.6
2	5	91384	294	51	243	83%	3	10.0
2	5	91387	623	146	477	77%	3	9.7
2	5	91390	194	9	185	95%	3	9.3
2	3	91401	915	247	668	73%	3	9.3
2	3	91402	2,264	630	1,634	72%	1	8.4
2	3	91403	248	20	228	92%	3	10.3
2	3	91405	1,189	427	762	64%	2	8.8
2	3	91406	1,003	347	656	65%	3	9.3
2	3	91411	574	123	451	79%	3	9.7
2	3	91423	405	34	371	92%	3	10.2
2	3	91436	166	3	163	98%	3	10.6
2	5	91501	119	32	87	73%	3	10.0
2	5	91502	65	31	34	52%	3	9.7
2	5	91504	147	47	100	68%	3	9.7
2	5	91505	176	100	76	43%	3	9.7
2	5	91506	108	7	101	94%	3	9.2

Service Planning Area (SPA)	Supervisorial District	Zip Code	Estimated # of Eligible 3 and 4 Year Olds	# of Children Served	# of Children Not Served	Percent Not Served	Priority Level	Strong Start Asset Score
2	3	91601	339	165	174	51%	3	9.2
2	3	91602	133	26	107	80%	3	10.1
2	3	91604	197	7	190	96%	3	10.1
2	3	91605	435	452	(17)	-4%	0 unmet need	8.7
2	3	91606	425	548	(123)	-29%	0 unmet need	8.7
2	3	91607	255	81	174	68%	3	9.9
3	1	91702	961	590	371	39%	3	9.5
3	1	91706	1,276	1,049	227	18%	3	9.2
3	5	91711	517	55	462	89%	3	10.4
3	5	91722	299	157	142	47%	3	9.7
3	5	91723	160	167	(7)	-4%	No unmet need	9.6
3	5	91724	269	103	166	62%	3	9.9
3	1	91731	794	601	193	24%	3	9.4
3	1	91732	1,662	503	1,159	70%	2	8.9
3	1	91733	1,168	769	399	34%	3	9.1
3	5	91740	366	101	265	72%	3	10.1
3	5	91741	376	18	358	95%	3	10.2
3	1	91744	1,660	1,106	554	33%	3	9.4
3	4	91745	944	273	671	71%	3	10.4
3	1	91746	590	314	276	47%	3	9.7
3	4	91748	962	213	749	78%	3	10.5
3	5	91750	480	156	324	68%	3	10.3
3	1	91754	750	215	535	71%	3	10.3
3	1	91755	630	100	530	84%	3	9.9
3	5	91759	10	-	10	100%	3	#N/A
3	4	91765	985	50	935	95%	2	10.8
3	1	91766	2,062	767	1,295	63%	2	9.1
3	1	91767	1,409	544	865	61%	2	8.9
3	1	91768	988	506	482	49%	3	9.0
3	1	91770	1,417	625	792	56%	2	9.6
3	5	91773	466	104	362	78%	3	10.4
3	5	91775	300	54	246	82%	3	10.5
3	5	91776	538	329	209	39%	3	10.0
3	5	91780	429	56	373	87%	3	10.1
3	1	91789	522	87	435	83%	3	10.4
3	5	91790	890	240	650	73%	3	9.7
3	5	91791	557	103	454	82%	3	10.0
3	5	91792	513	129	384	75%	3	10.1
3	5	91801	443	266	177	40%	3	10.0
3	5	91803	255	133	122	48%	3	10.1

Service Planning Area (SPA)	Supervisorial District	Zip Code	Estimated # of Eligible 3 and 4 Year Olds	# of Children Served	# of Children Not Served	Percent Not Served	Priority Level	Strong Start Asset Score
1	5	93243	48	-	48	100%	3	#N/A
1	5	93510	78	6	72	92%	3	#N/A
1	5	93532	29	1	28	97%	3	8.6
1	5	93534	1,162	549	613	53%	3	7.1
1	5	93535	1,888	834	1,054	56%	2	6.7
1	5	93536	2,018	325	1,693	84%	1	7.9
1	5	93543	128	95	33	26%	3	7.6
1	5	93544	13	-	13	100%	3	6.6
1	5	93550	1,263	1,324	(61)	-5%	No unmet need	6.9
1	5	93551	834	233	601	72%	3	8.2
1	5	93552	646	441	205	32%	3	7.2
1	5	93553	20	3	17	85%	3	#N/A
1	5	93560	442	60	382	86%	3	6.6
1	5	93563	4	-	4	100%	3	#N/A
1	5	93591	71	9	62	87%	3	6.6

**Los Angeles County General Child Care and Development Program (CCTR) Priorities  
School-Age Children  
Fiscal Year 2020-21**

<b>Service Planning Area (SPA) 1</b>		
<b>County Number</b>	<b>Zip Code</b>	<b>LPC Priority</b>
19	93243	3
19	93510	3
19	93532	3
19	93534	1
19	93535	1
19	93536	1
19	93543	3
19	93544	3
19	93550	1
19	93551	1
19	93552	1
19	93553	3
19	93560	2
19	93563	3
19	93591	3

<b>Service Planning Area (SPA) 2</b>		
<b>County Number</b>	<b>Zip Code</b>	<b>LPC Priority</b>
19	90290	3
19	91011	3
19	91020	3
19	91040	2
19	91042	2
19	91201	3
19	91202	3
19	91203	3
19	91204	3
19	91205	3
19	91206	3
19	91207	3
19	91208	3
19	91214	3
19	91301	3
19	91302	3
19	91303	2
19	91304	2
19	91306	1
19	91307	2
19	91311	2
19	91316	2
19	91321	2
19	91324	3
19	91325	2

<b>Service Planning Area (SPA) 2 Continued</b>		
<b>County Number</b>	<b>Zip Code</b>	<b>LPC Priority</b>
19	91326	2
19	91330	3
19	91331	1
19	91335	1
19	91340	1
19	91342	1
19	91343	1
19	91344	1
19	91345	2
19	91350	2
19	91351	2
19	91352	1
19	91354	2
19	91355	2
19	91356	2
19	91361	3
19	91362	3
19	91364	2
19	91367	2
19	91381	3
19	91384	2
19	91387	2
19	91390	3
19	91401	2
19	91402	1
19	91403	3
19	91405	1
19	91406	1
19	91411	2
19	91423	3
19	91436	3
19	91501	3
19	91502	3
19	91504	3
19	91505	3
19	91506	3
19	91601	2
19	91602	3
19	91604	3
19	91605	1
19	91606	2
19	91607	2

Service Planning Area (SPA) 3		
County Number	Zip Code	LPC Priority
19	91001	3
19	91006	2
19	91007	2
19	91008	3
19	91010	2
19	91016	2
19	91024	3
19	91030	2
19	91101	3
19	91103	2
19	91104	2
19	91105	3
19	91106	3
19	91107	2
19	91108	3
19	91702	1
19	91706	1
19	91711	2
19	91722	2
19	91723	3
19	91724	3
19	91731	2
19	91732	1
19	91733	1
19	91740	3
19	91741	3
19	91744	1
19	91745	2
19	91746	2
19	91748	2
19	91750	2
19	91754	2
19	91755	2
19	91759	3
19	91765	2
19	91766	1
19	91767	1
19	91768	1
19	91770	1
19	91773	2
19	91775	3
19	91776	2
19	91780	2
19	91789	2
19	91790	1
19	91791	1
19	91792	2

Service Planning Area (SPA) 3 Continued		
County Number	Zip Code	LPC Priority
19	91801	1
19	91803	2

Service Planning Area (SPA) 4		
County Number	Zip Code	LPC Priority
19	90004	1
19	90005	1
19	90006	1
19	90010	3
19	90012	2
19	90013	3
19	90014	3
19	90015	3
19	90017	3
19	90019	2
19	90020	1
19	90021	3
19	90023	1
19	90026	1
19	90027	1
19	90028	2
19	90029	2
19	90031	1
19	90032	1
19	90033	1
19	90036	3
19	90038	2
19	90039	3
19	90041	2
19	90042	1
19	90046	3
19	90048	3
19	90057	2
19	90065	1
19	90068	3

Service Planning Area (SPA) 5		
County Number	Zip Code	LPC Priority
19	90024	3
19	90025	3
19	90034	2
19	90035	3
19	90045	3
19	90049	3
19	90056	3
19	90064	3
19	90066	2



<b>Service Planning Area (SPA) 5 (continued)</b>		
<b>County Number</b>	<b>Zip Code</b>	<b>LPC Priority</b>
19	90067	3
19	90073	3
19	90077	3
19	90094	3
19	90210	3
19	90230	3
19	90232	3
19	90263	3
19	90265	3
19	90272	3
19	90291	3
19	90292	3
19	90293	3
19	90401	3
19	90402	3
19	90403	3
19	90404	3
19	90405	3

<b>Service Planning Area (SPA) 6</b>		
<b>County Number</b>	<b>Zip Code</b>	<b>LPC Priority</b>
19	90001	1
19	90002	1
19	90003	1
19	90007	1
19	90008	2
19	90011	1
19	90016	2
19	90018	1
19	90037	1
19	90043	2
19	90044	1
19	90047	1
19	90059	1
19	90061	1
19	90062	1
19	90089	3
19	90220	1
19	90221	1
19	90222	1
19	90262	1
19	90723	1

<b>Service Planning Area (SPA) 7</b>		
<b>County Number</b>	<b>Zip Code</b>	<b>LPC Priority</b>
19	90022	1
19	90040	2
19	90058	3
19	90063	1
19	90201	1
19	90240	2
19	90241	1
19	90242	1
19	90255	1
19	90270	1
19	90280	1
19	90601	2
19	90602	3
19	90603	3
19	90604	2
19	90605	2
19	90606	2
19	90623	3
19	90630	1
19	90631	1
19	90638	1
19	90640	1
19	90650	1
19	90660	1
19	90670	3
19	90701	3
19	90703	2
19	90706	1
19	90712	3
19	90713	3
19	90715	3
19	90716	3
19	90755	3

<b>Service Planning Area (SPA) 8</b>		
<b>County Number</b>	<b>Zip Code</b>	<b>LPC Priority</b>
19	90245	3
19	90247	1
19	90248	2
19	90249	1
19	90250	1
19	90254	3
19	90260	1
19	90266	3
19	90274	3
19	90275	3
19	90277	3

Service Planning Area (SPA) 8 (continued)		
County Number	Zip Code	LPC Priority
19	90278	3
19	90301	1
19	90302	1
19	90303	1
19	90304	1
19	90305	2
19	90501	2
19	90502	2
19	90503	3
19	90504	3
19	90505	3
19	90704	3
19	90710	2
19	90717	3
19	90731	1
19	90732	2
19	90744	1
19	90745	1
19	90746	2
19	90802	1
19	90803	3
19	90804	2
19	90805	1
19	90806	1
19	90807	1
19	90808	3
19	90810	1
19	90813	1
19	90814	3
19	90815	3

All zip codes for the County are listed and given a corresponding LPC priority ranking of 1, 2 or 3.

**Signatures:**

LPC Chairperson

\_\_\_\_\_

County Superintendent of  
Schools

\_\_\_\_\_

Board of Supervisors  
Representative

\_\_\_\_\_

Date Submitted

\_\_\_\_\_

This page intentionally blank.



LPC Local Funding Priorities - FY 2020-21  
Background Data

SCHOOL AGE CHILDREN

Service Planning Area (SPA)	Supervisorial District	Zip Code	Estimated # of Eligible School Age Children	# of Children Served	# of Children Not Served	Percent Not Served	Priority Level
6	2	90001	5,123	207	4,916	96%	1
6	2	90002	4,876	347	4,529	93%	1
6	2	90003	6,467	494	5,973	92%	1
4	2	90004	2,508	92	2,416	96%	1
4	2	90005	1,823	37	1,786	98%	1
4	2	90006	3,200	102	3,098	97%	1
6	2	90007	2,496	101	2,395	96%	1
6	2	90008	1,120	246	874	78%	2
4	2	90010	172	3	169	98%	3
6	2	90011	12,107	387	11,720	97%	1
4	1	90012	1,357	36	1,321	97%	2
4	1	90013	538	13	525	98%	3
4	1	90014	320	4	316	99%	3
4	1	90015	719	45	674	94%	3
6	2	90016	1,692	219	1,473	87%	2
4	1	90017	751	60	691	92%	3
6	2	90018	2,395	254	2,141	89%	1
4	2	90019	1,612	118	1,494	93%	2
4	2	90020	1,929	50	1,879	97%	1
4	1	90021	179	11	168	94%	3
7	1	90022	3,705	165	3,540	96%	1
4	1	90023	2,266	126	2,140	94%	1
5	3	90024	699	2	697	100%	3
5	3	90025	620	7	613	99%	3
4	1	90026	2,120	109	2,011	95%	1
4	3	90027	1,325	63	1,262	95%	1
4	3	90028	825	30	795	96%	2
4	3	90029	1,124	68	1,056	94%	2
4	1	90031	1,822	73	1,749	96%	1
4	1	90032	2,302	70	2,232	97%	1
4	1	90033	2,221	120	2,101	95%	1
5	2	90034	1,190	51	1,139	96%	2

Service Planning Area (SPA)	Supervisorial District	Zip Code	Estimated # of Eligible School Age Children	# of Children Served	# of Children Not Served	Percent Not Served	Priority Level
5	2	90035	549	19	530	97%	3
4	3	90036	683	4	679	99%	3
6	2	90037	5,830	405	5,425	93%	1
4	3	90038	831	33	798	96%	2
4	1	90039	750	12	738	98%	3
7	1	90040	830	25	805	97%	2
4	1	90041	1,385	11	1,374	99%	2
4	1	90042	3,015	78	2,937	97%	1
6	2	90043	1,400	310	1,090	78%	2
6	2	90044	7,384	901	6,483	88%	1
5	4	90045	599	22	577	96%	3
4	3	90046	240	4	236	98%	3
6	2	90047	4,011	452	3,559	89%	1
4	3	90048	340	-	340	100%	3
5	3	90049	485	-	485	100%	3
5	2	90056	102	20	82	80%	3
4	1	90057	1,400	84	1,316	94%	2
7	1	90058	363	20	343	94%	3
6	2	90059	3,679	380	3,299	90%	1
6	2	90061	2,363	231	2,132	90%	1
6	2	90062	2,627	169	2,458	94%	1
7	1	90063	2,961	108	2,853	96%	1
5	2	90064	375	30	345	92%	3
4	1	90065	2,277	57	2,220	97%	1
5	2	90066	782	31	751	96%	2
5	3	90067	35	-	35	100%	3
4	3	90068	542	7	535	99%	3
4	3	90069	94	2	92	98%	3
5	3	90073	9	-	9	100%	3
5	3	90077	127	-	127	100%	3
6	2	90089	192	-	192	100%	3
5	2	90094	74	5	69	93%	3
7	1	90201	6,770	236	6,534	97%	1
5	3	90210	168	1	167	99%	3
5	3	90211	39	4	35	90%	3
5	3	90212	53	-	53	100%	3
6	2	90220	3,578	343	3,235	90%	1
6	2	90221	3,898	305	3,593	92%	1
6	2	90222	2,306	217	2,089	91%	1

Service Planning Area (SPA)	Supervisorial District	Zip Code	Estimated # of Eligible School Age Children	# of Children Served	# of Children Not Served	Percent Not Served	Priority Level
5	2	90230	424	67	357	84%	3
5	2	90232	207	29	178	86%	3
7	4	90240	1,143	36	1,107	97%	2
7	4	90241	1,898	96	1,802	95%	1
7	4	90242	1,916	81	1,835	96%	1
8	4	90245	132	6	126	95%	3
8	2	90247	3,245	160	3,085	95%	1
8	2	90248	639	29	610	95%	2
8	2	90249	1,754	97	1,657	94%	1
8	2	90250	7,117	523	6,594	93%	1
8	4	90254	153	-	153	100%	3
7	1	90255	6,518	131	6,387	98%	1
8	2	90260	2,306	59	2,247	97%	1
6	2	90262	5,208	221	4,987	96%	1
5	3	90263	19	-	19	100%	3
5	3	90265	226	6	220	97%	3
8	4	90266	277	-	277	100%	3
7	1	90270	1,837	56	1,781	97%	1
5	3	90272	290	-	290	100%	3
8	4	90274	163	-	163	100%	3
8	4	90275	271	1	270	100%	3
8	4	90277	266	2	264	99%	3
8	4	90278	320	14	306	96%	3
7	1	90280	7,057	181	6,876	97%	1
2	3	90290	76	-	76	100%	3
5	3	90291	392	11	381	97%	3
5	4	90292	288	4	284	99%	3
5	2	90293	162	1	161	99%	3
8	2	90301	2,714	178	2,536	93%	1
8	2	90302	2,168	191	1,977	91%	1
8	2	90303	1,950	136	1,814	93%	1
8	2	90304	2,126	68	2,058	97%	1
8	2	90305	1,107	76	1,031	93%	2
5	3	90401	96	25	71	74%	3
5	3	90402	172	2	170	99%	3
5	3	90403	349	29	320	92%	3
5	3	90404	304	92	212	70%	3
5	3	90405	389	31	358	92%	3
8	4	90501	1,403	73	1,330	95%	2

Service Planning Area (SPA)	Supervisorial District	Zip Code	Estimated # of Eligible School Age Children	# of Children Served	# of Children Not Served	Percent Not Served	Priority Level
8	2	90502	786	20	766	97%	2
8	4	90503	588	10	578	98%	3
8	4	90504	424	34	390	92%	3
8	4	90505	400	7	393	98%	3
7	4	90601	956	51	905	95%	2
7	4	90602	693	104	589	85%	3
7	4	90603	537	31	506	94%	3
7	4	90604	1,503	131	1,372	91%	2
7	4	90605	1,410	111	1,299	92%	2
7	1	90606	887	69	818	92%	2
7	4	90623	660	11	649	98%	3
7	4	90630	2,011	54	1,957	97%	1
7	4	90631	2,048	254	1,794	88%	1
7	4	90638	1,875	50	1,825	97%	1
7	1	90640	3,185	166	3,019	95%	1
7	4	90650	6,137	265	5,872	96%	1
7	1	90660	3,190	105	3,085	97%	1
7	1	90670	574	37	537	94%	3
7	4	90701	378	21	357	94%	3
7	4	90703	1,158	15	1,143	99%	2
8	4	90704	27	2	25	93%	3
7	4	90706	5,113	321	4,792	94%	1
8	4	90710	1,364	79	1,285	94%	2
7	4	90712	752	97	655	87%	3
7	4	90713	641	31	610	95%	3
7	4	90715	466	48	418	90%	3
7	4	90716	325	71	254	78%	3
8	4	90717	190	52	138	73%	3
6	4	90723	3,716	172	3,544	95%	1
8	4	90731	3,310	157	3,153	95%	1
8	4	90732	1,172	18	1,154	98%	2
8	4	90744	2,980	122	2,858	96%	1
8	2	90745	2,485	86	2,399	97%	1
8	2	90746	1,150	111	1,039	90%	2
7	4	90755	504	49	455	90%	3
8	4	90802	1,928	137	1,791	93%	1
8	4	90803	522	24	498	95%	3
8	4	90804	1,388	185	1,203	87%	2
8	4	90805	5,245	837	4,408	84%	1



Service Planning Area (SPA)	Supervisorial District	Zip Code	Estimated # of Eligible School Age Children	# of Children Served	# of Children Not Served	Percent Not Served	Priority Level
8	4	90806	2,203	231	1,972	90%	1
8	4	90807	1,786	82	1,704	95%	1
8	4	90808	453	72	381	84%	3
8	4	90810	1,899	210	1,689	89%	1
8	4	90813	2,912	332	2,580	89%	1
8	4	90814	509	53	456	90%	3
8	4	90815	479	43	436	91%	3
3	5	91001	718	49	669	93%	3
3	5	91006	893	6	887	99%	2
3	5	91007	885	7	878	99%	2
3	5	91008	61	-	61	100%	3
3	5	91010	1,140	26	1,114	98%	2
2	5	91011	406	-	406	100%	3
3	5	91016	1,245	35	1,210	97%	2
2	5	91020	168	14	154	92%	3
3	5	91024	219	-	219	100%	3
3	5	91030	763	2	761	100%	2
2	5	91040	795	28	767	96%	2
2	5	91042	1,074	42	1,032	96%	2
3	5	91101	652	10	642	98%	3
3	5	91103	870	67	803	92%	2
3	5	91104	1,094	76	1,018	93%	2
3	5	91105	359	4	355	99%	3
3	5	91106	773	39	734	95%	3
3	5	91107	950	29	921	97%	2
3	5	91108	353	1	352	100%	3
2	5	91201	429	105	324	76%	3
2	5	91202	434	49	385	89%	3
2	5	91203	248	61	187	75%	3
2	5	91204	304	122	182	60%	3
2	5	91205	713	336	377	53%	3
2	5	91206	623	118	505	81%	3
2	5	91207	198	22	176	89%	3
2	5	91208	307	22	285	93%	3
2	5	91214	600	25	575	96%	3
2	3	91301	303	6	297	98%	3
2	3	91302	305	5	300	98%	3
2	3	91303	1,037	60	977	94%	2
2	5	91304	1,567	108	1,459	93%	2

Service Planning Area (SPA)	Supervisorial District	Zip Code	Estimated # of Eligible School Age Children	# of Children Served	# of Children Not Served	Percent Not Served	Priority Level
2	3	91306	1,657	113	1,544	93%	1
2	3	91307	902	9	893	99%	2
2	5	91311	979	73	906	93%	2
2	3	91316	858	36	822	96%	2
2	5	91321	976	56	920	94%	2
2	3	91324	743	44	699	94%	3
2	3	91325	984	80	904	92%	2
2	5	91326	965	14	951	99%	2
2	3	91330	71	2	69	97%	3
2	3	91331	4,949	273	4,676	94%	1
2	3	91335	2,380	210	2,170	91%	1
2	3	91340	1,616	95	1,521	94%	1
2	3	91342	4,318	273	4,045	94%	1
2	3	91343	3,127	184	2,943	94%	1
2	5	91344	2,450	80	2,370	97%	1
2	3	91345	1,029	51	978	95%	2
2	5	91350	928	25	903	97%	2
2	5	91351	903	82	821	91%	2
2	3	91352	1,858	161	1,697	91%	1
2	5	91354	799	20	779	97%	2
2	5	91355	914	21	893	98%	2
2	3	91356	936	46	890	95%	2
2	3	91361	336	2	334	99%	3
2	3	91362	631	7	624	99%	3
2	3	91364	980	17	963	98%	2
2	3	91367	1,461	21	1,440	99%	2
2	5	91381	563	7	556	99%	3
2	5	91384	832	21	811	97%	2
2	5	91387	1,129	110	1,019	90%	2
2	5	91390	549	13	536	98%	3
2	3	91401	1,542	135	1,407	91%	2
2	3	91402	3,988	249	3,739	94%	1
2	3	91403	458	20	438	96%	3
2	3	91405	2,004	252	1,752	87%	1
2	3	91406	1,898	151	1,747	92%	1
2	3	91411	964	61	903	94%	2
2	3	91423	724	17	707	98%	3
2	3	91436	376	-	376	100%	3
2	5	91501	378	28	350	93%	3

Service Planning Area (SPA)	Supervisorial District	Zip Code	Estimated # of Eligible School Age Children	# of Children Served	# of Children Not Served	Percent Not Served	Priority Level
2	5	91502	206	35	171	83%	3
2	5	91504	519	54	465	90%	3
2	5	91505	568	34	534	94%	3
2	5	91506	344	6	338	98%	3
2	3	91601	1,233	52	1,181	96%	2
2	3	91602	356	4	352	99%	3
2	3	91604	395	5	390	99%	3
2	3	91605	2,062	236	1,826	89%	1
2	3	91606	1,496	205	1,291	86%	2
2	3	91607	872	37	835	96%	2
3	1	91702	2,604	105	2,499	96%	1
3	1	91706	3,406	185	3,221	95%	1
3	5	91711	914	29	885	97%	2
3	5	91722	1,001	104	897	90%	2
3	5	91723	557	65	492	88%	3
3	5	91724	696	47	649	93%	3
3	1	91731	1,569	72	1,497	95%	2
3	1	91732	3,299	144	3,155	96%	1
3	1	91733	2,326	140	2,186	94%	1
3	5	91740	648	52	596	92%	3
3	5	91741	682	13	669	98%	3
3	1	91744	3,824	302	3,522	92%	1
3	4	91745	1,438	27	1,411	98%	2
3	1	91746	1,226	41	1,185	97%	2
3	4	91748	1,411	146	1,265	90%	2
3	5	91750	850	63	787	93%	2
3	1	91754	1,272	67	1,205	95%	2
3	1	91755	1,068	30	1,038	97%	2
3	5	91759	20	-	20	100%	3
3	4	91765	1,448	34	1,414	98%	2
3	1	91766	3,899	165	3,734	96%	1
3	1	91767	2,632	173	2,459	93%	1
3	1	91768	1,874	97	1,777	95%	1
3	1	91770	2,428	93	2,335	96%	1
3	5	91773	846	51	795	94%	2
3	5	91775	624	20	604	97%	3
3	5	91776	1,069	95	974	91%	2
3	5	91780	892	33	859	96%	2
3	1	91789	1,255	34	1,221	97%	2

Service Planning Area (SPA)	Supervisorial District	Zip Code	Estimated # of Eligible School Age Children	# of Children Served	# of Children Not Served	Percent Not Served	Priority Level
3	5	91790	2,573	104	2,469	96%	1
3	5	91791	1,662	24	1,638	99%	1
3	5	91792	1,507	80	1,427	95%	2
3	5	91801	1,577	70	1,507	96%	1
3	5	91803	898	77	821	91%	2
1	5	93243	90	1	89	99%	3
1	5	93510	222	6	216	97%	3
1	5	93532	82	6	76	93%	3
1	5	93534	2,094	399	1,695	81%	1
1	5	93535	3,532	835	2,697	76%	1
1	5	93536	3,832	357	3,475	91%	1
1	5	93543	362	39	323	89%	3
1	5	93544	35	-	35	100%	3
1	5	93550	5,262	709	4,553	87%	1
1	5	93551	3,430	176	3,254	95%	1
1	5	93552	2,691	232	2,459	91%	1
1	5	93553	58	7	51	88%	3
1	5	93560	1,434	69	1,365	95%	2
1	5	93563	11	-	11	100%	3
1	5	93591	203	19	184	91%	3

## Notes

### LPC LOCAL FUNDING PRIORITIES

#### Methodology for LPC Local Funding Priority Setting:

**Priority 1** - Zip code qualifies when there are 50% or more children not served AND more than 1,500 children not served.

**Priority 2** - Zip code qualifies when there are 50% or more children not served AND more than 750 children not served.

**Priority 3** - Zip code qualifies when there are 50% or more children not served AND more than 500 children not served.

#### Priority 3 Option:

Zip codes assigned a priority 3\* do not meet the threshold, yet have significant unmet need for subsidized ser

Listing these zip codes may be beneficial when determining community-level that exceed the boundaries of any one zip code.

California Department of Education, Early Learning and Care Division. Management Bulletin 15-04 - *Revised Local Child Care and Development Planning Council Funding Priority Setting Process*. June 2015. The Management Bulletin provides a revised standardized child care and development funding priority setting process for Local Child Care and Development Planning Councils (LPCs). LPCs are required to use the methodology developed based on county population; Los Angeles County uses the methodology for counties with populations of over 10 million residents. LPCs must submit their local funding priorities to the California Department of Education's (CDE) Early Learning and Care Division (ELCD) every year, on or before May 30. For more information, see <https://www.cde.ca.gov/sp/cd/ci/mb1504.asp>.

### STRONG START ASSET SCORE

The California Strong Start Index helps us understand the conditions into which babies are born, so we can raise healthy, resilient children. The index uses information collected at birth from every child in the state and can be used to inform decisions on where and how to invest and deliver services. On average in California, babies are born with nine of the twelve Strong Start Assets that can help them thrive. Census tracts with the most assets have an average of 11, while those with the least have an average of six assets. The Strong Start Index is comprised of 12 variables that fall into four domains: family (legal parentage established at birth, born to non-teen parents, born to parents with at least a high school diploma); health (healthy birth weight, absence of congenital anomalies or complications at birth, absence of transmissible (mother-to-child) infections); service (access to and receipt of timely prenatal care, receipt of nutritional services (WIC) if eligible, hospital with high percentage of births with timely prenatal care); and financial (ability to afford and access health care, born to a parent with a college degree, born to parents with employment history). - Excerpted from <https://strongstartindex.org/understanding-the-map-and-data> and <https://strongstartindex.org/faqs>.

This page intentionally blank.

# Public Policy Report: Elevating Priority Legislation and Budget Items

Child Care Planning Committee

March 3, 2021



## OVERVIEW OF PRESENTATION

- Priority Legislation: First Year of 2021-22 Legislative Session
- State Budget Proposals for FY 2021-22: Early Care and Education
- Update on Proposed Federal Relief Package



# PRIORITY LEGISLATION: FIRST YEAR OF 2021-22 LEGISLATIVE SESSION

## AB 22 (McCarty: Transitional Kindergarten (TK) and CA State Preschool Program (CSPP))

- 1) Provide access to eligible children not enrolled in TK to have access to CSPP per wishes of parents.
- 2) Adjust rates paid to school districts for children enrolled in TK.

**Sponsors:** CA School Employees Association, Early Edge CA, Kidango, San Diego Unified School District

## AB 92 (Reyes): Family Fees

Will create an equitable sliding scale for family fees that will alleviate the burden on working families struggling to pay for child care and early childhood education services.

**Sponsors:** Parent Voices, Child Care Resource Center, Child Care Law Center

# PRIORITY LEGISLATION: FIRST YEAR OF 2021-22 LEGISLATIVE SESSION

## **AB 393 (Reyes): Transfer of Child Development Programs from California Department of Education to the California Department of Social Services**

- 1) Helps complete the ongoing transfer of child care and development programs from CDE to CDSS, as funded by the 2020-21 Budget.
- 2) Requires the CDSS to report back to the legislature on the emergency supports issued to children, families, and providers during the COVID-19 pandemic, as well as the ongoing emergency needs

**Sponsors:** Child Care Resource Center, Every Child California, Kidango

## **AB 791 (Aguilar-Curry): Trauma-Informed Child Care Training**

Would establish the Trauma-Informed Childcare Training Grants Program to expand access to trauma-informed care trainings across the state. Would be offered as a part of the QCC QRIS block grant.

# PRIORITY LEGISLATION: FIRST YEAR OF 2021-22 LEGISLATIVE SESSION

## SB 246 (Leyva): Reimbursement Rate System

- 1) Requires the CA Department of Social Services to implement a reimbursement system plan with rates adjusted for certain factors including quality adjustment factor to address cost of staffing ratios.
- 2) Requires plan to include a formula for annual adjusting reimbursement rates as of November 10, 2022.
- 3) By July 1, 2022 and annually thereafter, would require establishing a reimbursement rate target for each contracting agency that meets specific quality standards, including quality adjustment factors for age that age range of children to be served.
- 4) Requires updating the regional market rate ceiling based on the 2018 survey as of 2022 and, effective January 2023, establishing the annual regional market rate ceilings at the 85<sup>th</sup> percentile of the 2018 survey (up from the 75<sup>th</sup> percentile).

**Sponsors:** EveryChild CA



## STATE BUDGET DISCUSSIONS

Assembly Budget Subcommittee No. 2 on Education Finance – McCarty, Chair

Tuesday, March 2, 2021 ▪ 9 a.m. *Postponed to March 10, 2021*

Topic: Child Care and Early Education

Assembly Budget Subcommittee No. 2 on Education Finance – McCarty, Chair

Tuesday, March 16, 2021 ▪ 9 a.m.

Topic: TK-12 and Early Education Higher Education



## ECE COALITION BUDGET PRIORITIES

- ECE Coalition advocates for additional \$1.6B investments to strengthen and expand a comprehensive child care system
  - Increase in vouchers and center spaces
  - Raise reimbursement rates
  - Restore and expand facilities block grant
  - Restore and expand professional development block grant
  - Modernize technology systems for a family friendly system
  - Waive family fees through pandemic
  - Fund CDSS for development of an equity index



California Association for the Education of Young Children



# AB 82: COVID-19 PANDEMIC EMERGENCY, CONTACT TRACING, AND CHILD CARE

- Approved by the Governor on February 23, 2021
- \$402M in federal Coronavirus Response and Relief Supplemental Appropriations (CRRSA) Act of 2021 funding to provide subsidized early care and education programs with COVID-19 pandemic relief assistance
  - \$244 million will provide a flat-rate, one-time stipend of \$525 per child enrolled in a subsidized center- and voucher-based program to ensure continued services
  - \$76M to existing alternative payment (AP) programs to extend services to essential workers, at-risk children, and children with special needs through June 30, 2022
  - \$80M for additional emergency vouchers through June 30, 2022
  - increase in paid non-operational days for child care providers that accept state vouchers, from 24 to 40 days. These additional non-operational days will be paid for with unused child care funds provided in the 2020 Budget Act.
- Increase in paid non-operational days for child care providers that accept state vouchers, from 24 to 40 days.
- \$110M in one-time federal CARES Act Child Care and Development Block Grant funds for the waiver of family fees for families not receiving in-person childcare through June 31, 2021



## PRESIDENT BIDEN'S FEDERAL RELIEF PACKAGE

- Proposed \$1.9T COVID-19 Relief Package
  - \$40B in child care relief
    - \$25B would be targeted to providers at risk of closing or burdened with increased operating costs
    - \$15B to the federal Child Care and Development Block Grant to help low-income families pay for child care and re-enter the workforce



# Joint Committee on Legislation

Co-chairs:

Dean Tagawa (Roundtable)

Lisa Wilkin (Planning Committee)

Meets 3<sup>rd</sup> Thursday of the month beginning on  
March 18, 2021 from 12-2 p.m.

Contact: Michele Sartell

[msartell@ph.lacounty.gov](mailto:msartell@ph.lacounty.gov) · 323.594.1244

# COMMENTS/QUESTIONS





**LEGISLATION BEING CONSIDERED BY THE CALIFORNIA STATE LEGISLATURE – FIRST YEAR OF 2021-22 LEGISLATIVE SESSION**

Level of Interest <sup>1</sup>	Bill Number (Author)	Brief Description	Sponsor	Contact	County Position	Support	Oppose	Status (As of 3/2/2021)
<b>California Assembly Bills</b>								
Watch	AB 5 (Fong)	Would suspend the 2021-22 and 2022-23 appropriation to the High-Speed Rail Authority and make the funds available to support K-12 education and offset any funding reduction to K-12 education.						Introduced: 12/7/20  Assembly Committee on Transportation
Watch	AB 10 (Ting)	Would specify that <i>from 3/1/21 to 6/30/21</i> distance learning is authorized on an agency-wide or schoolwide level as a result of an order from a state public health officer or a local public health officer requiring school campus closure. Would require local educational agencies to publicly adopt plans to offer in-person instruction within 2 weeks of <i>local or state</i> public health orders allowing school campuses to be open <i>and that outline plan to meet public health school campus safety standards</i> .						Introduced: 12/7/20 Amended: 1/12/21  Assembly Committee on Education



<sup>1</sup> Levels of interest are assigned by the Joint Committee on Legislation based on consistency with the Public Policy Platform accepted by the Child Care Planning Committee and Policy Roundtable for Child Care and Development and consistent with County Legislative Policy for the current year. Levels of interest do **not** indicate a pursuit of position in either direction. The Joint Committee will continue to monitor all listed bills as proceed through the legislative process. Levels of interest may change based on future amendments.

Level of Interest <sup>1</sup>	Bill Number (Author)	Brief Description	Sponsor	Contact	County Position	Support	Oppose	Status (As of 3/2/2021)
1	AB 22 (McCarty, et. al including Dodd, Gonzalez, Limón, & Rubio among several others)	<i>Would require all eligible children meeting certain requirements and not enrolled in TK to have access to a CA State Preschool Program the year before they enter Kindergarten if the parents wish to enroll them.</i>	CA School Employees Association, Early Edge CA, Kidango, San Diego Unified School District	Sierra Cook 916.319.2007				Introduced: 12/7/20 Amended: 2/3/21  Assembly Committee on Education
Spot Bill Watch	AB 34 (Muratsuchi, et. al.)	Declares the intent of the Legislature to enact legislation that would enact the Broadband for All Act of 2022, to become operative only if approved by the voters at the 11/8/22 statewide general election, to authorize the issuance of state general obligation bonds to fund increased access to broadband services to rural, urban, suburban, and tribal unserved and underserved communities.						Introduced: 12/7/20
Watch	AB 75 (O'Donnell)	Would amend existing laws pertaining to education finance, school facilities, Kindergarten-Community Colleges Public Education Facilities Bond Act of 2022.						Introduced: 12/7/20  Assembly Committee on Education
Spot Bill 1	AB 92 (Reyes)	Would declare intent of legislature to enact legislation that would alleviate the burden on low-income families of fees for preschool and childcare and development services.	Parent Voices, Child Care Law Center, Child Care Resource Center	Shannon Flores <a href="mailto:Shannon.flores@asm.ca.gov">Shannon.flores@asm.ca.gov</a> 916.319.2047				Introduced: 12/7/20

Level of Interest <sup>1</sup>	Bill Number (Author)	Brief Description	Sponsor	Contact	County Position	Support	Oppose	Status (As of 3/2/2021)
2	AB 99 (Irwin)	Expresses legislative intent to codify <i>certain</i> recommendations in the CA Cradle-to-Career Data System Legislative Report published in December 2020. <i>Would set the vision, mission, and strategic objectives of the data system. Would establish the CA Cradle-to-Career Data System Governing Board with specified duties.</i>		Wesley Whitaker <a href="mailto:Wesley.Whitaker@asm.ca.gov">Wesley.Whitaker@asm.ca.gov</a>				Introduced: 12/9/20 Amended: 2/12/21  Assembly Committee on Education
Watch	AB 123 (Gonzales)	Would revise the formula for determining the benefits to the family temporary disability insurance program effective 1/1/22.		Shubhangi Domokos <a href="mailto:Shubhangi.Domokos@asm.ca.gov">Shubhangi.Domokos@asm.ca.gov</a> 916.319.2080				Introduced: 12/18/20  Assembly Committee on Insurance
1	AB 321 (Valladares)	Would amend the CA Education Code to <i>authorize a part-day CA State Preschool Program (CSPP) to provide services to 3- and 4-year-old children in families whose incomes exceed the income eligibility threshold if the children are from a family whose primary language is other than English. Would require that a family whose primary language is other than English receive priority for enrollment if there is no family of the same priority with a child with exceptional needs.</i>		Griffin Bovee <a href="mailto:griffin.bovee@asm.ca.gov">griffin.bovee@asm.ca.gov</a> 916.319.2038				Introduced: 1/26/21 Amended: 2/23/21  Assembly Committee on Human Services

Level of Interest¹	Bill Number (Author)	Brief Description	Sponsor	Contact	County Position	Support	Oppose	Status (As of 3/2/2021)
2	AB 393 (Reyes)	Would amend existing law pertaining to integrated and coordinated early learning and care system by requiring prioritizing the comprehensive needs of families and ensuring that the voices of parents and providers inform the structure of child care support services in the transition of programs from the CDE to the CDSS. Would require childhood supports considering the COVID-19 pandemic by 10/1/21.	Chld Care Resource Center CA, EveryChild CA, Kidango	Shannon Flores <a href="mailto:Shannon.Flores@asm.ca.gov">Shannon.Flores@asm.ca.gov</a> 916.319.2047		Early Edge CA		Introduced: 2/2/21 Assembly Committee on Human Services
Spot Bill	AB 479 (Grayson)	Would make technical, non-substantive changes to provisions pertaining to the prohibition of smoking tobacco in licensed family child care homes.						Introduced: 2/8/21
Spot Bill Watch	AB 509 (Nguyen)	Expresses state legislative intent to conform to President Biden's proposal to increase and expand the federal child tax credit and make it refundable.		Emily Humpal <a href="mailto:Emily.Humpal@asm.ca.gov">Emily.Humpal@asm.ca.gov</a>				Introduced: 2/9/21

Level of Interest <sup>1</sup>	Bill Number (Author)	Brief Description	Sponsor	Contact	County Position	Support	Oppose	Status (As of 3/2/2021)
2	AB 568 (Rivas)	Expresses legislative intent to address the suspension and expulsion of African American and Hispanic children in early learning and care settings at disproportionate rates and inequitable access to high quality early learning and care through data transparency and accountability. Would add to documentation child care resource and referral agencies maintain to include data on requests for child care by race and ethnicity of the child. Among other items, would also include the CDSS in coordination with the CDE to develop and maintain the Early Learning and Care Dashboard for public reporting data regarding CSPP and other early learning and care programs.	Santa Clara County Office of Education	Julio Mendez Vargas <a href="mailto:julio.mendezvargas@asm.ca.gov">julio.mendezvargas@asm.ca.gov</a>				Introduced: 2/11/21 Assembly Committee on Human Services
Watch	AB 677 (Holden)	Would require the CDSS to post information on its website information on licensing applications with respect to criminal background checks and limits disclosure of criminal history information.						Introduced: 2/12/21 Assembly Committee on Human Services

Level of Interest <sup>1</sup>	Bill Number (Author)	Brief Description	Sponsor	Contact	County Position	Support	Oppose	Status (As of 3/2/2021)
1	AB 791 (Aguilar-Curry)	Would encourage licensed child care programs and their employees to complete trauma-informed training. Would require, upon appropriation by the Legislature, the SPI to administer the Trauma-Informed Childcare Training Grants Program to expand access to the training across the state. Would require a local consortium to submit an addendum to its QRIS block grant action plan to be eligible for the grant funds.		Brooke Pritchard <a href="mailto:Brooke.Pritchard@asm.ca.gov">Brooke.Pritchard@asm.ca.gov</a>				Introduced: 2/16/21 Assembly Committee on Human Services
1	AB 865 (Quirk-Silva)	Would amend existing law by requiring the alternative payment program to reimburse child care providers based upon the maximum certified hours of documented need and provide that the contractors not be required to document nonoperational days. Would authorize the use of electronic signatures and forms. Would require at the request of the contractor to make direct deposits and would revise the cap on the reserve fund balance for alternative payment model and certificate contracts.	CA Alternative Payment Program Association	Dawn Adler <a href="mailto:Dawn.adler@asm.ca.gov">Dawn.adler@asm.ca.gov</a> 916.319.2065				Introduced: 2/17/21 Assembly Committee on Human Services
Watch	AB 932 (Levine)	Would require the Department of Community Services to establish the Cradle-to-Career Grant Program to address child poverty and achievement gaps among CA children of different races and socioeconomic statuses.						Introduced: 2/17/21 Assembly Committee on Human Services



Level of Interest <sup>1</sup>	Bill Number (Author)	Brief Description	Sponsor	Contact	County Position	Support	Oppose	Status (As of 3/2/2021)
	AB 996 (Nazarian)	Would require the CDE to develop and post on its website guidance to LEAs participating in the federal School Breakfast Program on how to serve eligible non-school age children breakfast of a morning snack at an LEA site. Defines eligible non-school age child as one not enrolled in school and has a familial relationship with the pupil eligible for a free or reduced-price breakfast.	Western Center on Law and Poverty, Discovery Inc.	Grace Dikho <a href="mailto:Grace.Dikho@asm.ca.gov">Grace.Dikho@asm.ca.gov</a> O   916.319.2046 M   209.277.0456				Introduced: 2/18/21
	AB 1073 (Berman)	Would require the governing board of each community college district to waive the fee requirement for any student enrolled in child development courses when child development major declared and student has completed/submitted a Free Application for Federal Student Aid or a CA Dream Act application.						Introduced: 2/18/21
	AB 1112 (Carrillo)	Would amend the After School and Education Program by establishing 3-year renewable grants for schools with a before school program component. (Re-) sets grant amounts for ASES and other school age programs.						Introduced: 2/18/21
	AB 1179 (Carrillo)	Would require an employer to provide an employee with 60 hours of backup child care benefits. Defines backup child care as that provided by a qualified child care provider to the employee when the regular provider cannot be used and paid backup child care as an employee benefit.						Introduced: 2/18/21

Level of Interest¹	Bill Number (Author)	Brief Description	Sponsor	Contact	County Position	Support	Oppose	Status (As of 3/2/2021)
	AB 1294 (Bonta)	Would authorize the counties of Alameda and Santa Clara to continue the individualized county child care subsidy plan.						Introduced: 2/19/21
Spot Bill	AB 1345 (Wicks)	Expresses intent of legislature to enact legislation relating to CA's child care system. (Placeholder to address FEMA assistance for child care in times of emergencies.)						Introduced: 2/19/21
	AB 1361 (Blanca Rubio)	Would revise and recast provisions relating to expulsion or unenrollment of a child from a state preschool program to apply to general child care and development programs and family child care home education networks. Would update the definition of mental health consultation services and expand the types of mental health care professionals who can provide the consultation services. Would increase the adjustment factor from 1.05 to 1.07 in program that provides early childhood mental health consultation.	Kidango, Black Men for Educational Equity, Santa Clara County Office of Education	Taylor Woolfork <a href="mailto:Taylor.Woolfork@asm.ca.gov">Taylor.Woolfork@asm.ca.gov</a> 916.319.2048		Nat'l Ctr for Urban School Transformation, CA Association of African American School Administrators, CA Association of School Administrators CA Association of Black Educators, CA County Superintendents, Educational Services Association, Anti-Recidivism Coalition, Mission Strategy Group, Global Urban Nomads, Early Edge CA, Tandem Partners in Early Learning		Introduced: 2/19/21
	AB 1363 (Luz Rivas)	Would require an adjustment factor of 1.1 be applied to the reimbursement rate if an agency serves dual language learners (DLLs) from 2 years through kindergarten. Would also require the SPI to develop procedures for identifying and reporting data on DLLs in a preschool program to include a child's home language and the language composition of the staff.						Introduced: 2/19/21

Level of Interest <sup>1</sup>	Bill Number (Author)	Brief Description	Sponsor	Contact	County Position	Support	Oppose	Status (As of 3/2/2021)
<b>California Senate Bills</b>								
2	SB 22 (Glazer)	Would amend existing law pertaining to proposed bond measures issued to school districts for facility development inclusive for the operation of preschool and childcare classrooms. Among several things, would require the school district to submit a 5-year school facilities master plan or updated master plan as a condition for participating in a school program.		Sakshi Walia <a href="mailto:Sakshi.Walia@sen.ca.gov">Sakshi.Walia@sen.ca.gov</a> 916.651.4007				Introduced: 12/7/20 Senate Committee on Education Hearing: 3/10/21
Spot Bill Watch	SB 46 (Stern)	Expresses legislative intent to enact legislation that would require an employer to develop and implement contact tracing and safety policies for its employees, including requiring notice to the employer when an employee receives a positive COVID-19 test so as to protect the health and safety of its employees and the public at large.						Introduced: 12/7/20 Senate Committee on Rules
Watch	SB 49 (Umberg)	<i>Would prohibit any state agency or city or county from collecting any regulatory license fee imposed on a business that has temporarily close due to COVID-19 stay-at-home orders. The business would need to demonstrate compliance with stay-at-home orders to claim the exemption.</i>						Introduced: 12/7/20 Amended: 2/1/21 Senate Committee on Business, Professions and Economic Development Hearing: 3/8/21

Level of Interest <sup>1</sup>	Bill Number (Author)	Brief Description	Sponsor	Contact	County Position	Support	Oppose	Status (As of 3/2/2021)
Spot Bill 1	SB 50 (Limón)	Expresses legislative intent to establish the CA Early Learning and Care Program to create a seamless, integrated, mixed-delivery, whole child, 2-generation early learning and care system from birth to school age to advance the state's Master Plan for Early Learning and Care. Would additionally require the CA Department of Education (CDE) to allow and arrange for interagency adjustments between those contracts for the same agency or different agencies and the same funding allocation, and to establish timelines for those interagency contract fund transfers.	Early Edge California, EveryChild California, Kidango	Samantha Oman <a href="mailto:Samantha.Omana@sen.ca.gov">Samantha.Omana@sen.ca.gov</a> 916.651.4019				Introduced: 12/7/20  Senate Committee on Education
Watch	SB 61 (Hurtado)	Proposes amending the CA Workforce Innovation and Opportunity Act to, among other things, require the CA Workforce Development Board to establish and administer the Lifting Families Out of Poverty Supportive Services Program. Upon appropriation of the Legislature, would make \$50M in grants available to consortia comprised of local workforce development boards, community colleges, or other stakeholders that apply for funding to provide supportive services (including childcare). <i>Minor amendments to definition of consortium; also adds co-authors.</i>		Marisol Ibarra <a href="mailto:Marisol.Ibarra@sen.ca.gov">Marisol.Ibarra@sen.ca.gov</a> 916.651.4014				Introduced: 12/7/20 Amended: 3/1/21  Senate Committee on Labor, Public Employment and Retirement Hearing: 3/8/21

Level of Interest <sup>1</sup>	Bill Number (Author)	Brief Description	Sponsor	Contact	County Position	Support	Oppose	Status (As of 3/2/2021)
2	SB 70 (Rubio)	Would require a child to have completed one year of kindergarten before being admitted to first grade, imposing a state mandated program.						Introduced: 12/8/20 Senate Committee on Education Hearing: 3/10/21
Watch	SB 74 (Borgeas & Cabellero)	Would establish the Keep CA Working Grant Program to require the Small Business Advocate to administer the program and award grants to small businesses and nonprofit entities that meet certain criteria, including that have experienced economic hardship resulting from the COVID-19 pandemic. <i>Would specify purposes for using the grant award, including payroll costs, health care benefits, paid sick, medical or family leave, and insurance premiums.</i> Would appropriate \$2.6B to the Office of Small Business Advocate to implement.		Megan De Sousa <a href="mailto:Megan.desousa@sen.ca.gov">Megan.desousa@sen.ca.gov</a> 916.651.4008				Introduced: 12/10/20 Amended: 2/2/21 Senate Committee on Business, Professions and Economic Development

Level of Interest <sup>1</sup>	Bill Number (Author)	Brief Description	Sponsor	Contact	County Position	Support	Oppose	Status (As of 3/2/2021)
1	SB 246 (Leyva)	Would make a number of changes to the reimbursement rate system, including implementing a plan that establishes reasonable standards and assigns rates that vary with additional factors, including a quality adjustment factor to address the cost o staffing ratios. <i>References the Master Plan for Early Learning and Care for the basis of developing a modernized reimbursement formula. Would also require adding an adjustment factor during a state of county state of emergency. would require the CDE and CDSS to create the Quality Counts California Pilot Reimbursement Program intended to allow childcare providers to receive higher reimbursement rates.</i>	Child Care Alliance of Los Angeles, Child Care Resource Center, EveryChild CA	Rochelle Schmidt <a href="mailto:Rochelle.Schmidt@sen.ca.gov">Rochelle.Schmidt@sen.ca.gov</a> 916.651.4020				Introduced: 1/22/21 Amended: 2/23/21  Senate Committee on Education  Hearing: 3/10/21
Watch	SB 328 (Portantino)	Would require the CDE and CDSS to review funding for all after school programs, including the After School Education and Safety (ASES) Program and programs supported with federal funding to provide flexibility to school districts to use the funds for before school programs.						Introduced: 2/5/21
Watch	SB 393 (Hurtado)	Would authorize the cost for migrant child care programs to exceed the regional market rate.	Community Action Partnership of Kern	Marisol Ibarra <a href="mailto:Marisol.Ibarra@sen.ca.gov">Marisol.Ibarra@sen.ca.gov</a> 916.651.4014				Introduced: 2/11/21  Senate Committee on Education
<b>California Budget Bills (including Trailer Bills)</b>								
	AB 79/SB 85	Amendment to the 2020-21 Budget Act – Amends 2020 budget act to enact “early action” budget package to respond to COVID-19. Contains major appropriations to several items. For child care, provides \$5.4M to extend early care and education family fee waivers until 6/30/21 and reflects corresponding reduction to CalWORKs Stage 3 funding to reflect lower caseload spending.						Introduced: 12/7/20 Amended in Senate: 1/25/21 Amended in Assembly: 2/17/21 Senate Committee on Budget and Fiscal Review

Level of Interest <sup>1</sup>	Bill Number (Author)	Brief Description	Sponsor	Contact	County Position	Support	Oppose	Status (As of 3/2/2021)
Chapter 6	AB 82 (Budget Trailer Bill)	COVID-19 Pandemic Emergency, Contact Tracing, and Child Care – Child Care Bargaining/Federal Relief. Reflects agreement between the Governor and Child Care Provider United to appropriate \$420M in one-time federal Child Care and Development Block Grant funds for pandemic relief stipends, extension of AP vouchers for essential workers, and additional paid non-operations days. In addition, appropriates \$10M in federal Coronavirus Relief Funds to extend and expand emergency child care, and to cover the cost of lost fees for families participating in distance learning.						<i>Approved by the Governor February 23, 2021</i>
	AB 86/SB 86 (Budget Trailer Bill)	COVID-19 Relief and School Reopening, Reporting and Public Health Requirements – Among other items pertaining to K-12, clarifies the allocation of \$80,000,000 to provide additional emergency vouchers children whose parent or guardian self-certifies that the family is eligible for service based on the following criteria: essential workers, at-risk children, and children with disabilities or special health care needs whose individualized education plan or individualized family service plans include early learning and care.						Introduced: 12/7/21 Amended: 2/18/21 Amended: 3/1/21
Chapter 8	SB 88	Golden State Stimulus – Provides \$600 in direct relief to low-income Californians who qualify for the California Earned Income Tax Credit or are recipients of other specific benefit programs.						<i>Approved by the Governor February 23, 2021</i>
Chapter 7	SB 87	Small Business Assistance – Establishes the CA Small Business COVID-19 Relief Grant Program to provide grants to qualified small businesses affected by COVID-19 to support their ongoing operations. Qualified small business means a business or nonprofit that meets certain criteria including an annual gross revenue of less than \$2.5M but greater than \$1000 in the 2019 taxable year.						<i>Approved by the Governor February 23, 2021</i>
	SB 112 (Skinner)	Budget Act of 2021						Introduced: 1/8/21  Senate Committee on Budget and Fiscal Review
	Budget Trailer Bill	Child Care Family Fee and Extended Care Clean-up – amendments address the extension of covering the cost of waived fees for families not receiving in-person services from September 1, 2020 to June 30, 2021, supporting costs associated with increased child care hours for ongoing enrollments due to school closures, and the extension of services for families enrolled in emergency child care. (See <a href="https://esd.dof.ca.gov/trailer-bill/public/trailerBill/pdf/222">https://esd.dof.ca.gov/trailer-bill/public/trailerBill/pdf/222</a> )						Updated: 1/8/21
	Budget Trailer Bill	Reallocation of Unspent Coronavirus Relief Funds – pertains to \$335.2M from the Federal Trust Fund and \$1.1B from the Coronavirus Relief Fund for allocation to local education agencies (LEAs) in 2020-21. Funds may be used to support individuals served by LEAs including those enrolled in a child care program, CA state preschool program, kindergarten, any of grades 1 thru 12, and adult education programs for specified purposes. (See <a href="https://esd.dof.ca.gov/trailer-bill/public/trailerBill/pdf/223">https://esd.dof.ca.gov/trailer-bill/public/trailerBill/pdf/223</a> )						Updated: 1/8/21 Updated 1/25/21
	Budget Trailer Bill	K-12 Omnibus Trailer Bill – Among items, amends Education Code pertaining to the Special Education Early Intervention Preschool Grant available to LEAs to provide services and supports in inclusive settings targeted to infants, toddlers and preschoolers, adds CA Community Schools Partnership in response to COVID-19 to offer competitive grant opportunities to LEAs to provide integrated educational/health/mental health services to pupils with high needs including preschool age children, articulates uses of the allocation of \$5M for the early education professional development grants to increase the number of qualified transitional kindergarten (TK) teachers, and adds the CA Transitional Kindergarten Incentive Grant Program established as a state early learning initiative to expand TK at LEAs with the allocation of \$250M.						Updated: 2/1/21
	Budget Trailer Bill	Cradle-to-Career Data System – contains several amendments to the CA Education Code pertaining to the data system.						Updated: 2/1/21

To obtain additional information about any State legislation, go to <http://leginfo.legislature.ca.gov/>; for Federal legislation, visit <http://thomas.loc.gov>. To access budget hearings on line, go to <https://www.assembly.ca.gov/listentorooms>. Links to Trailer Bills are available at [http://www.dof.ca.gov/budgeting/trailer\\_bill\\_language/](http://www.dof.ca.gov/budgeting/trailer_bill_language/). For questions or comments regarding this document, contact Michele Sartell, staff with the Office for the Advancement of Early Care and Education, by e-mail at [msartell@ph.lacounty.gov](mailto:msartell@ph.lacounty.gov) or call (323) 594-1244 (mobile).

**KEY:**

AAP	American Academy of Pediatrics	CWDA	County Welfare Directors' Association
ACLU	American Civil Liberties Union	DDS	Department of Developmental Services
AFSCME:	American Federation of State, County and Municipal Employees	DHS	Department of Health Services
CAPPA	California Alternative Payment Program Association	DOF	Department of Finance
CAEYC	California Association for the Education of Young Children	DMH	Department of Mental Health
CAFB	California Association of Food Banks	ECCA	Every Child California
CCCCA	California Child Care Coordinators Association	F5CA	First 5 Commission of California
CCRRN	California Child Care Resource and Referral Network	F5LA	First 5 LA
CDA	California Dental Association	HHSA	Health and Human Services Agency
CDE	California Department of Education	LCC	League of California Cities
CDSS	California Department of Social Services	LAC CPSS	Los Angeles County Commission for Public Social Services
CFT	California Federation of Teachers	LACOE	Los Angeles County Office of Education
CFPA	California Food Policy Advocates	LAUSD	Los Angeles Unified School District
CHAC	California Hunger Action Coalition	MALDEF	Mexican American Legal Defense and Education Fund
CIWC	California Immigrant Welfare Collaborative	NASW	National Association of Social Workers
CSAC	California School-Age Consortium	NCYL	National Center for Youth Law
CSAC	California State Association of Counties	PG&E	Pacific Gas and Electric Company
CTA	California Teachers Association	SEIU	Service Employees International Union
CCALA	Child Care Alliance of Los Angeles	SPI	Superintendent of Public Instruction
CCLC	Child Care Law Center	TCI	The Children's Initiative
CTC	Commission on Teacher Credentialing	US DHHS	US Department of Health and Human Services
COE	County Office of Education	WCLP	Western Center on Law and Poverty

**DEFINITIONS:<sup>2</sup>**

Committee on Rules	Bills are assigned to a Committee for hearing from here.
Consent Calendar	A set of non-controversial bills grouped together and voted out of a committee or on the floor as a package.
First Reading	Each bill introduced must be read three times before final passage. The first reading of a bill occurs when it is introduced.
Held in Committee	Status of a bill that fails to receive sufficient affirmative votes to pass out of committee.
Held under Submission	Action taken by a committee when a bill is heard and there is an indication that the author and the committee members want to work on or discuss the bill further, but there is no motion for the bill to progress out of committee.
Inactive File	The portion of the Daily File containing legislation that is ready for floor consideration, but, for a variety of reasons, is dead or dormant. An author may move a bill to the inactive file and move it off the inactive file at a later date. During the final weeks of the legislative session, measures may be moved there by the leadership as a method of encouraging authors to take up their bills promptly.
On File	A bill on the second or third reading file of the Assembly or Senate Daily File.
Second Reading	Each bill introduced must be read three times before final passage. Second reading occurs after a bill has been reported to the floor from committee.
Spot Bill	A bill that proposes non-substantive amendments to a code section in a particular subject; introduced to assure that a bill will be available, subsequent to the deadline to introduce bills, for revision by amendments that are germane to the subject of the bill.
Third Reading	Each bill introduced must be read three times before final passage. Third reading occurs when the measure is about to be taken up on the floor of either house for final passage.
Third Reading File	That portion of the Daily File listing the bills that is ready to be taken up for final passage.
Urgency Measure	A bill affecting the public peace, health, or safety, containing an urgency clause, and requiring a two-thirds vote for passage. An urgency bill becomes effective immediately upon enactment.
Urgency Clause	Section of bill stating that bill will take effect immediately upon enactment. A vote on the urgency clause, requiring a two-thirds vote in each house, must precede a vote on bill.
Enrollment	Bill has passed both Houses, House of origin has concurred with amendments (as needed), and bill is now on its way to the Governor's desk.

<sup>2</sup> Definitions are taken from the official site for California legislative information, Your Legislature, Glossary of Legislative Terms at [www.leginfo.ca.gov/guide.html#Appendix\\_B](http://www.leginfo.ca.gov/guide.html#Appendix_B).



### 2021 TENTATIVE STATE LEGISLATIVE CALENDAR<sup>3</sup>

January 1	Statutes take effect (Art. IV, Sec. 8(c)).
January 4	Legislature reconvenes (J.R. 51(a)(1)).
January 10	Budget Bill must be submitted by Governor (Art. IV, Sec. 12(a)).
January 18	Martin Luther King Jr. Day Observed
January 22	Last day to submit <b>bill requests</b> to the Office of Legislative Counsel.
February 15	President's Day observed.
February 19	Last day for bills to be <b>introduced</b> (J.R. 61(a)(1), J.R. 54 (a)).
March 25	Spring Recess begins upon adjournment (J.R. 51(a)(2)).
March 31	Cesar Chavez Day observed.
April 5	Legislature reconvenes from Spring Recess (J.R. 51(a)(2)).
April 30	Last day for <b>policy committees</b> to hear and report to fiscal committees' <b>fiscal bills</b> introduced in their house (J.R. 61(a)(2)).
May 7	Last day for <b>policy committees</b> to hear and report to the floor <b>non-fiscal</b> bills introduced in their house (J.R. 61(a)(3)).
May 14	Last day for policy committees to meet prior to June 7 (J.R. 61(a)(4)).
May 21	Last day for <b>fiscal committees</b> to hear and report bills to the <b>floor</b> bills introduced in their house (J.R. 61(a)(5)). Last day for <b>fiscal committees</b> to meet prior to June 7 (J.R. 61(a)(5)).
May 31	Memorial Day observed.
June 1-4	<b>Floor Session Only.</b> No committee may meet for any purpose except for Rules Committee, bills referred pursuant to A.R. 77.2, and Conference Committees (J.R. 61(a)(7)).
June 7	Committee meetings may resume (J.R. 61(a)(9)).
June 15	Budget Bill must be passed by midnight (Art. IV, Sec. 12(c)(3)).
July 2	Independence Day observed.
July 14	Last day for <b>policy committees</b> to hear and report <b>fiscal bills</b> to fiscal committees (J.R. 61(a)(11)).
July 16	<b>Summer Recess</b> begins upon adjournment, provided Budget Bill has been passed (J.R. 51(a)(3)).
August 16	Legislature reconvenes from Summer Recess (J.R. 51(a)(3)).
Aug 30 –	<b>Floor session</b> only. No committee may meet for any purpose except Rules Committee, bills referred pursuant to Assembly Rule 77.2, and Conference Committees (J.R. 61(a)(13)).
Sept 10	
September 3	Last day to <b>amend</b> bills on the floor (J.R. 61(a)(14)).
Sept 16	Labor Day.
Sept 10	Last day for any bill to be passed (J.R. 61(a)(15)). Interim Recess begins upon adjournment (J.R. 51(a)(4)).
October 10	Last day for Governor to sign or veto bills passed by the Legislature on or before September 10 and in the Governor's possession after September 10 (Art. IV, Sec. 10(b)(1)).

### 2022

January 1	Statutes take effect (Art. IV, Sec. 8(c)).
January 3	Legislature reconvenes (JR 51(a)(4)).

<sup>3</sup> 2021 Legislative Deadlines. Retrieved on November 24, 2020 from [https://www.assembly.ca.gov/sites/assembly.ca.gov/files/2021\\_legislative\\_calendar.pdf](https://www.assembly.ca.gov/sites/assembly.ca.gov/files/2021_legislative_calendar.pdf).

This page intentionally blank.



February 5, 2021

Governor Newsom  
 State of California  
 State Capitol  
 Sacramento, CA 95814

Tony Thurmond  
 State Superintendent of Public Instruction  
 1430 N Street, Suite 5000  
 Sacramento, CA 95814

Pro Temp Atkins  
 California State Senate  
 State Capitol, Room 205  
 Sacramento, CA 95814

Speaker Rendon  
 California State Assembly  
 State Capitol, Room 219  
 Sacramento, CA 95814

The Early Care and Education (ECE) Coalition envisions child care and early childhood education systems that serve and meet the diverse needs of all children, families and ECE professionals, especially Black, Latinx, Indigenous people and others harmed by systemic racism and additional injustices; integrate culturally, developmentally, and linguistically relevant and responsive high-quality care and education for children, inclusive of children with disabilities; and value and justly compensate all who serve children and families.

To achieve this vision, the Coalition advocates for state budget investments and policies that promote equity by serving the highest-need children first, are informed by current research and promising practices, and are led by the expertise of families and ECE professionals.

**The ECE Coalition calls on the Administration and Legislature to adopt an equitable multi-year, multi-billion dollar investment of new general fund dollars to stabilize, strengthen and scale California's critical early care and education system by:**

- Establishing comprehensive access to child care, in particular the 0-3 segment of the system;
- Elevating the need for comprehensive services addressing the whole child;
- Reforming our reimbursement rate structures;
- Addressing the on-going costs of current and future facilities;
- Increasing funding for professional development and trainings; and
- Adopting reforms for a family-focused system.

The COVID-19 pandemic has sharply illuminated what every working family already knew, **Child Care IS Essential.**

Child care is not only essential for families, but also for employers and our state's economic health. A recent study by the Council for a Strong America has shown that lost wages, business and tax revenue, due to lack of access to child care, totals \$9.1 billion annually. The pandemic has exposed the reality that women, particularly Black and Latinx women, have lost the most during this economic downturn. When families do not have access to child care, women are the ones leaving their careers to care for their children. Twenty-nine percent of Latinx and thirty-one percent of Black families with children are facing three or more economic and health-related hardships during the pandemic. This means that Latinx and Black families with children are experiencing three or more hardships at nearly twice the rate of their White and Asian counterparts (13% and 16%, respectively).

Over the last four years, California has conducted two large-scale research projects to design an accessible, affordable, and comprehensive child care system that meets all family needs and pays providers an equitable wage for their vital work. The Assembly's Blue Ribbon Commission on Early Childhood Education and the Master Plan for Early Learning and Care: Making California For All Kids have estimated it could cost \$20 billion a year to achieve the goals of these plans. Given these specific findings and the devastation to current program capacity and family well-being by the pandemic, the ECE Coalition is disappointed that only \$55 million in one-time, new general fund dollars has been dedicated to child care in the proposed 2021-2022 budget. Failing to prioritize and invest in child care now will only exacerbate child care closures and inequities.

California's child care system, which is overwhelmingly provided by Black, Latinx, and immigrant women, has for decades persistently functioned in low-wage survival mode barely able to make it from year-to-year. Child care providers who are paid with state and federally funded subsidies spend an inordinate amount of time fighting from year-to-year to bring their reimbursement rates up to federally required levels. Child care teachers and aides make so little that they are frequently eligible for child care subsidies themselves. Families go on waiting lists with the promise of access to child care, but most families never actually realize the promised child care.

We appreciated the Governor's and Legislature's quick action to dedicate \$300 million to child care, based on the positive trigger in the 2020-2021 budget. **The Coalition implores the Administration and Legislature to disburse the \$300 million immediately utilizing general fund dollars and backfill those dollars once the state receives the federal stimulus dollars.** Swift distribution of these funds **directly aligns with the Governor's immediate action plan to safely reopen schools and provide relief for small businesses.** Teachers with young children must have child care to return to the classroom. Women who were forced to quit their jobs to stay home with their school-age children cannot work again if they do

not have child care during hybrid distance learning hours. Child care providers, most of whom are small business owners, also find themselves in desperate need of additional dollars to cover COVID related expenses now. Furthermore, they and other small business owners cannot reopen or stay open without their employees having child care. We look forward to engaging with the Administration and Legislature to address outstanding COVID-19 needs with the remaining \$700 million in the federal Consolidated Appropriations Act of 2021.

**The ECE Coalition requests the Administration and Legislature take action in the 2021-22 budget and adopt the following additional investments to strengthen and expand a comprehensive child care system that is accessible, affordable, equitable, meets families' needs, and pays providers a fair wage:**

- \$500 million in on-going funding for child care vouchers and center spaces;
- \$380 million in on-going funding to bring the Regional Market Rate (RMR) and Standard Reimbursement Rate up to the 2018 RMR survey levels;
- \$350 million in one-time funding over 4-years to restore and expand the facilities block grant that was swept in the 2020-21 budget for reopening grants to support: reduced enrollment, opening and reopening child care facilities with COVID modifications, and allow for the addition of wellness hubs;
- \$250 million in one-time funding over 4-years to restore and expand the professional development block grant that was swept in the 2020-21 budget;
- \$31 million in one-time funding to modernize technology systems for a family friendly system;
- Up to \$133 million to waive family fees through the pandemic as part of the economic downturn; and
- Up to \$5 million in one-time funding for the Department of Social Services to develop an Equity Index.

These new, expanded investments of general fund dollars are vital to California's ability to move out of its current economic downturn and build back stronger and toward a more equitable economy. From our collective experiences, during the pandemic, we know that child care is not only vital for working families to thrive, but is an essential element in the future of the California economy.

Sincerely,  
ECE Coalition

Cc:

Keely Martin Bosler, Director, Department of Finance,  
Kim Johnson, Director, Department of Social Services  
Sarah Neville-Morgan, Deputy Superintendent, California Department of Education  
Senator Nancy Skinner, Chair, Senate Budget Committee  
Assemblymember, Phil Ting, Chair, Assembly Budget Committee

This page intentionally blank.

Workforce Pathways LA  
Joint Committee on Workforce Systems Improvement  
*A Joint Committee of the Child Care Planning Committee Workforce  
Work Group and the  
Quality Start Los Angeles (QSLA) Workforce Development  
Committee*

# Data Gathering and Analysis Sub-Committee Status Update

Presentation to the Child Care Planning Committee  
March 3, 2021

# Purpose of Sub-committee and Scope of Work

The Data Gathering and Analysis Sub-committee is charged with assessing of Los Angeles County's Early Childhood Professional Development system using existing data to:

- document existing professional development supports offered in Los Angeles County;
- identify gaps and barriers and assess strengths in professional development offerings;
- and inform recommendations for strengthening and aligning early childhood professional development opportunities that may be leveraged by the early care and education workforce



# Identification of Existing Training Opportunities in Los Angeles County

- Identified list of trainers in the CA ECE Registry
- Identified trainers who are not in the Registry but provide training for the ece workforce in LA County
- Outreach to trainers not in the Registry
  - To participate in WPLA data collection
  - To join the Registry

# Data Collection

- . Calendar Year 2019 and 2020 PD in LA County
- . Training Types by Year
  - . Face to face
  - . Online time specific
  - . Online self-paced
- . Training Types by Language
- . Number of Trainings by Service Planning Area (SPA) by Year
- . 12 ECE Competency Areas by Year
- . Trauma Informed Care (bridge) by Year and Language

# Data Collection

- . Age Training Applies To (ex. infant/toddler, preschool)
- . Target audiences (ex. R & R, teacher, administrators, parents)
- . Qualifications of Trainers
  - . Self-reported – Highest Level of Education
  - . Years in the field
  - . Primary language of trainer

**Trainer in Registry**

AIR Training Solutions  
CCCRRN  
Cal Department of Pesticide Regulation  
California Early Childhood Mentor Program  
CPIN Region 11  
CSU Channel Islands, DLL  
Care Courses  
CSU Channel Islands  
Child 360  
CCALA  
Child Care Education Institute  
Child Care Links  
Child Care Resource Center  
The Child Educational Center – Outdoor  
Classroom Project  
Children’s Home Society of California  
Connections for Children  
continued.com  
Crystal Stairs, Inc.  
edWeb.net  
EveryChild California  
Family Child Care at it’s Best  
International Institute of LA  
LACOE Head Start and Early Learning Division  
Mexican American Opportunity Foundation

**Trainer in Registry**

Options for Learning  
PEACH  
Pathways  
Pomona Unified School District Child Dev Office  
ProSolutions Training  
Quarum eLearning  
Teaching Strategies LLC  
Teachstone  
The Early Childhood Academy  
WestEd Beginning Together  
WestEd California Collab on the Social and Emotional  
Found  
WestEd California Early Childhood Online (CECO)  
WestEd California Inclusion and Behavior Consultant  
Network (CIBCN)  
WestEd- California Preschool Instructional Network  
(CPIN)  
West Ed CalProNet  
WestEd DRDP  
WestEd Faculty Initiative Project  
WestEd PITC Partners for Quality Regional Support  
Network  
WestEd – Program for Infant/Toddler Care (PITC)  
Zero to Three

**Trainer in Not in Registry**

Bright Wheel  
CAAAYC  
CDE  
Center for Connection  
Conscious Discipline  
Conscious Discipline  
Early Edge  
Frostig Center  
Hi Mama!  
Infant Development Association  
Institute for Girls Development  
Kaplan  
Lakeshore  
NAEYC  
OC Depart of Ed Preschool (GLAD)  
Silverlake Nonviolent Parenting  
So. Cal. Kinder. Assoc. (ECE to 2<sup>nd</sup>  
Grade)  
Early Learning Alliance  
Abriendo Puertas  
UCLA Extension  
Families in Schools  
Early Childhood Investigations  
High Scope  
CSEFEL



**Membership Application – 2021-22  
Intent to Continue as Returning Member**

**Section A. Returning Member Applicant Information**

Member Name \_\_\_\_\_ Term Ends \_\_\_\_\_  1<sup>st</sup> Term  2<sup>nd</sup> Term

Category of Membership – **check all that apply:**

- ECE\* consumer  ECE provider  community representative  public agency  discretionary

Only complete if there are changes:

Organization/Program Name:			
Mailing Address:			
Telephone Number:		E-mail Address:	
Organization Web Address			

Work:

Service Planning Area (SPA)	<input type="checkbox"/> 1 <input type="checkbox"/> 2 <input type="checkbox"/> 3 <input type="checkbox"/> 4 <input type="checkbox"/> 5 <input type="checkbox"/> 6 <input type="checkbox"/> 7 <input type="checkbox"/> 8
Supervisorial District	<input type="checkbox"/> 1 <input type="checkbox"/> 2 <input type="checkbox"/> 3 <input type="checkbox"/> 4 <input type="checkbox"/> 5

Home:

Service Planning Area (SPA)	<input type="checkbox"/> 1 <input type="checkbox"/> 2 <input type="checkbox"/> 3 <input type="checkbox"/> 4 <input type="checkbox"/> 5 <input type="checkbox"/> 6 <input type="checkbox"/> 7 <input type="checkbox"/> 8
Supervisorial District	<input type="checkbox"/> 1 <input type="checkbox"/> 2 <input type="checkbox"/> 3 <input type="checkbox"/> 4 <input type="checkbox"/> 5

**Section B. Alternate**

Each member must appoint an Alternate from the **same membership** category to take the member’s place in your absence. Designate your alternate by name and provide their contact information.

Alternate Name \_\_\_\_\_  No change  Change

Membership Category – **check all that apply to your alternate:**

- ECE consumer  ECE provider  community representative  public agency  discretionary

Only complete if there are changes:

Organization/Program Name:			
Mailing Address:			
Telephone Number:		E-mail Address:	

Completed applications of continued interest may be sent by e-mail by **Wednesday, April 21, 2021** to Erica Weiss at [EWeiss@ph.lacounty.gov](mailto:EWeiss@ph.lacounty.gov). For questions, contact Michele Sartell by e-mail at [msartell@ph.lacounty.gov](mailto:msartell@ph.lacounty.gov) or call 323.594.1244.

